

Distance Education State Almanac

ALASKA



Julia E. Seaman, Ph.D.

Research Director, Bay View Analytics

Jeff Seaman, Ph.D.

Director, Bay View Analytics



National setting

Student enrollment in higher education institutions has undergone fundamental changes over the last decade, a condition only exacerbated by the impact of the COVID-19 pandemic. Between 2012 and 2019, the total number of students enrolled at U.S. degree-granting institutions dropped by almost 1.1 million. At the same time, the number of students taking at least one online course grew by 2 million, from 5.4 million to 7.4 million, representing 37.2% of all students in 2019. The net result of these two changes was far fewer students studying on campus, from 18.3 million in 2012 to 16.4 million by 2019.

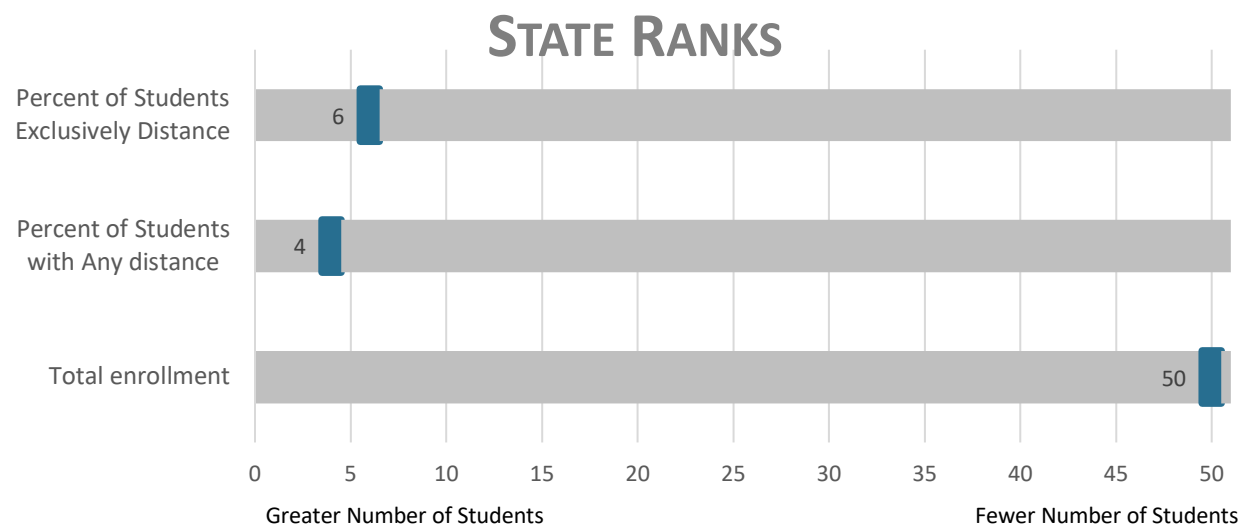
The information presented in the report represent the classifications and enrollments for Fall 2019 and were measured before the start of the COVID-19 pandemic. National totals include all 50 states, District of Columbia, America Samoa, Federated States of Micronesia, Guam, Marshall Islands, Northern Marianas, Palau, Puerto Rico, and the Virgin Islands.

Alaska

Alaska has 8 degree-granting higher education institutions, representing 0.2% of all such institutions in the United States. Of these institutions, 4 are classified as public, 3 as private not-for-profit, and 1 as private for-profit. Of these 8 institutions, 6 offer four-year programs, and 2 offer two-year programs.

The state has 23,353 students enrolled across its institutions and ranks 50th in terms of total higher education student enrollment. Between 2012 and 2019, the total number of students enrolled nationally declined by 5.0%. For Alaska, the enrollment decreased by 9,444 students, or -28.8%. Alaska has 21,261 students studying at the undergraduate level, a loss of 8,757 students from 2012 (-29.2%), compared to a 6.8% national decline. There are 2,092 students studying at the graduate level, which is 687 fewer than in 2012; this represents a change of -24.7%, where the national data showed an increase of 5.7%.

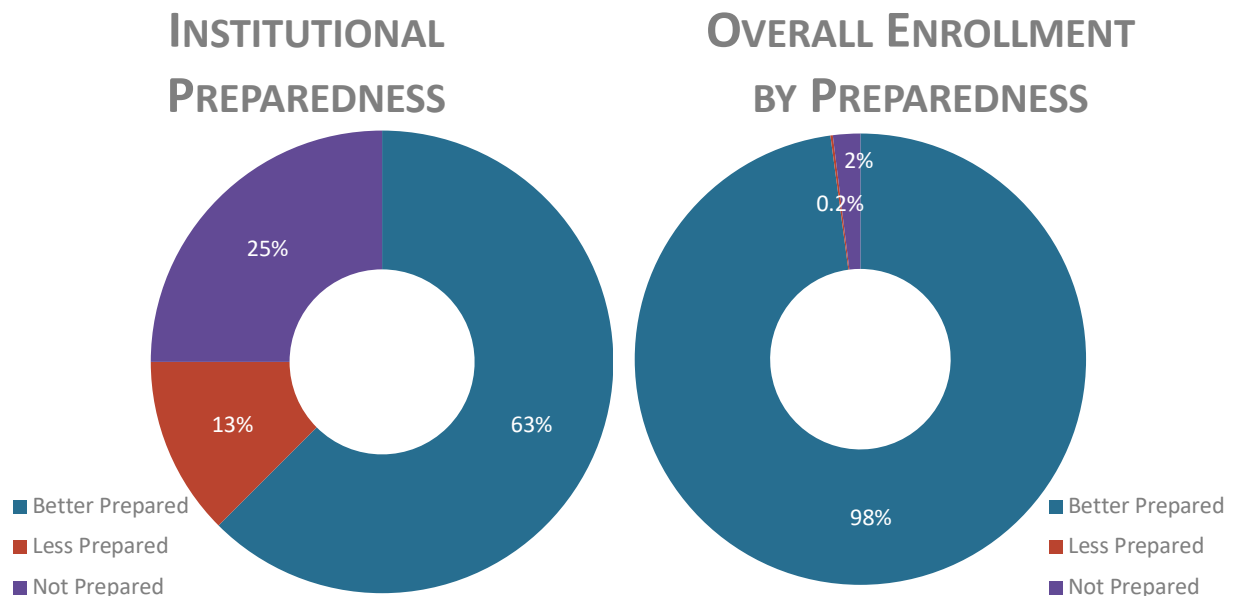
There are 13,815 students in Alaska that take at least one distance course. The state is ranked 4th for the proportion of students taking at least one distance course (59.2%). In 2019, there were 6,909 students taking all of their courses at a distance, a growth of 1,356 students (24.4%) from 2012. Alaska ranks 6th in the proportion of students (29.6%) taking exclusively distance courses in the nation.



COVID-19 Distance Learning Preparedness

Not all higher education institutions were equally prepared to move courses online. Those institutions with a substantial number of students studying at a distance (1,000 or more), or a substantial percentage of their students taking at least one distance course (25% or more), can be expected to have the experience and infrastructure to better support a transition to online learning. Likewise, institutions with no distance students will have the least experience and infrastructure to support such a transition.

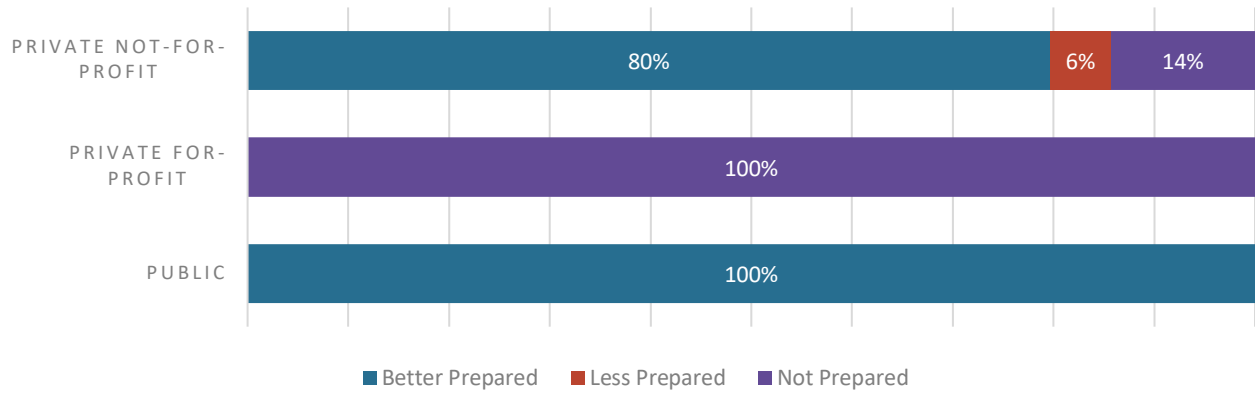
Nationally, 59.3% of all degree-granting institutions meet the criteria of having 25% or more or over 1,000 of their students taking distance courses. In Alaska, 62.5% of institutions are better prepared for moving completely online. These institutions enroll 22,857 students, or 97.9% of all students in the state. There are 2 institutions in Alaska with no distance students (representing 25.0% of the total in state institutions) that were likely not well prepared for a rapid transition to distance learning.



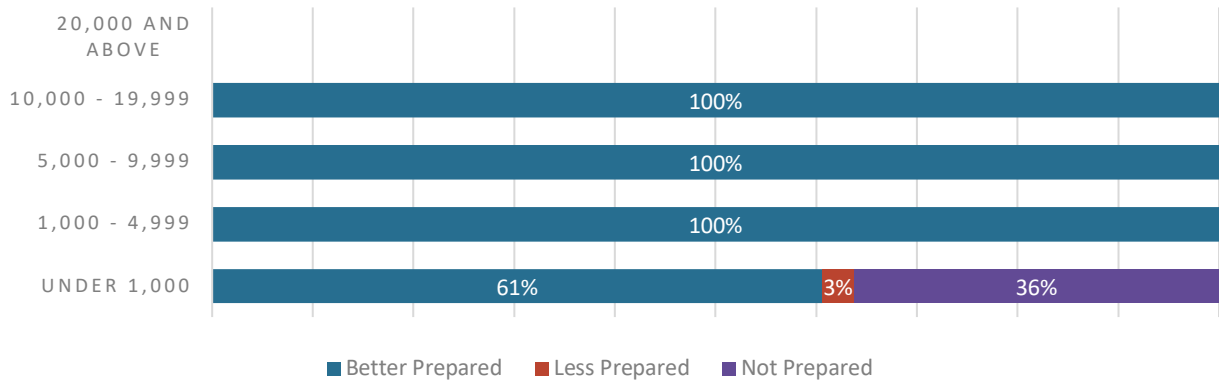
Preparedness Definitions:

- BETTER PREPARED:** Schools with more than 1,000 online students (thus extensive support staff) or having 25 percent or more of their students online
- LESS PREPARED:** Large schools with less than 1,000 online students (thus some support staff) or having less than 25 percent of their students online
- NOT PREPARED:** Schools with no distance enrollment

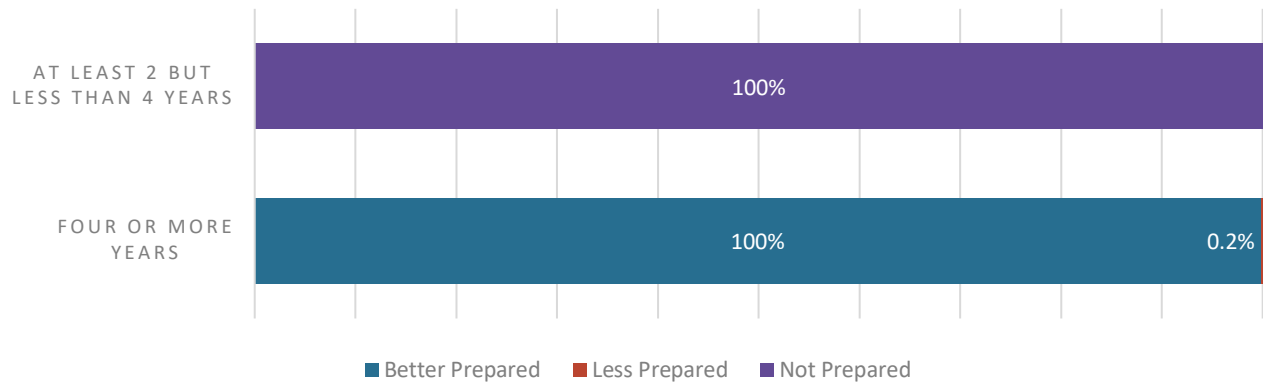
PREPAREDNESS BY CONTROL



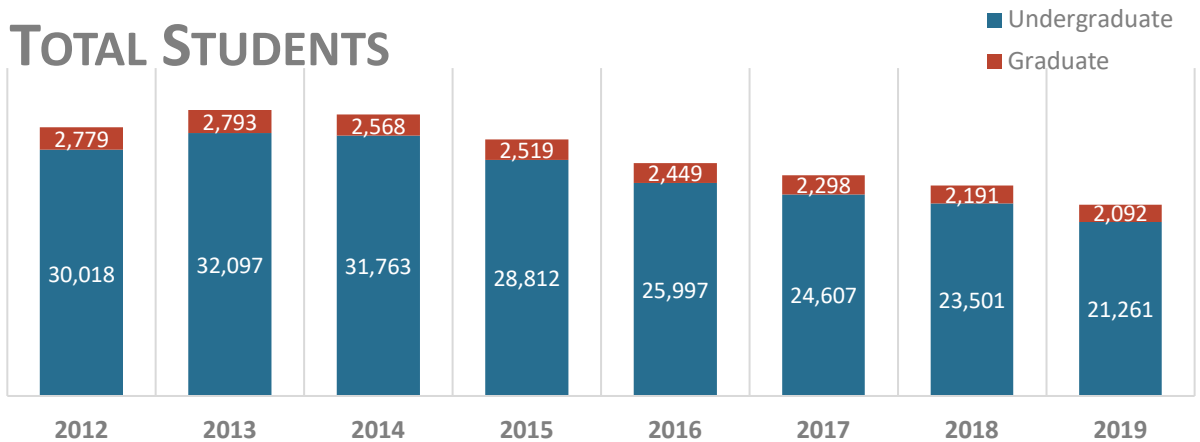
PREPAREDNESS BY SIZE



PREPAREDNESS BY TYPE



State Enrollment



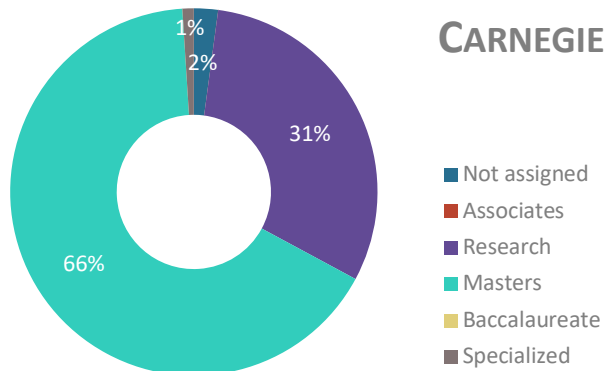
Institutions in Alaska enrolled a total of 23,353 students in the of Fall 2019; 21,261 students were enrolled at the undergraduate level, and 2,092 enrolled at the graduate level. The Fall 2019 figure represents a decrease of 9,444 students (-28.8%) from the number enrolled in the fall of 2012. The number of undergraduate students decreased by 8,757 during this period, from 30,018 in 2012 to 21,261 in 2019 (-29.2%). The number of graduate students decreased from 2,779 to 2,092 (-24.7%) in the same period.

Enrollments in Fall 2019 totaled 22,328 students at public institutions (96% of all students), 664 students at private not-for-profit institutions (2.8%), and 361 students at private for-profit institutions (1.5%). Enrollments at public institutions decreased by 8,267 students between 2012 and 2019, while those at private not-for-profit institutions decreased by 51 students, and those at private for-profit institutions decreased by 1,126 students.

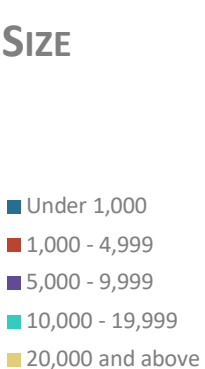
CONTROL



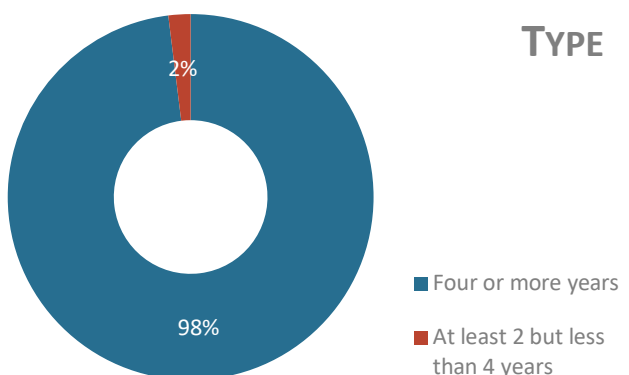
CARNEGIE



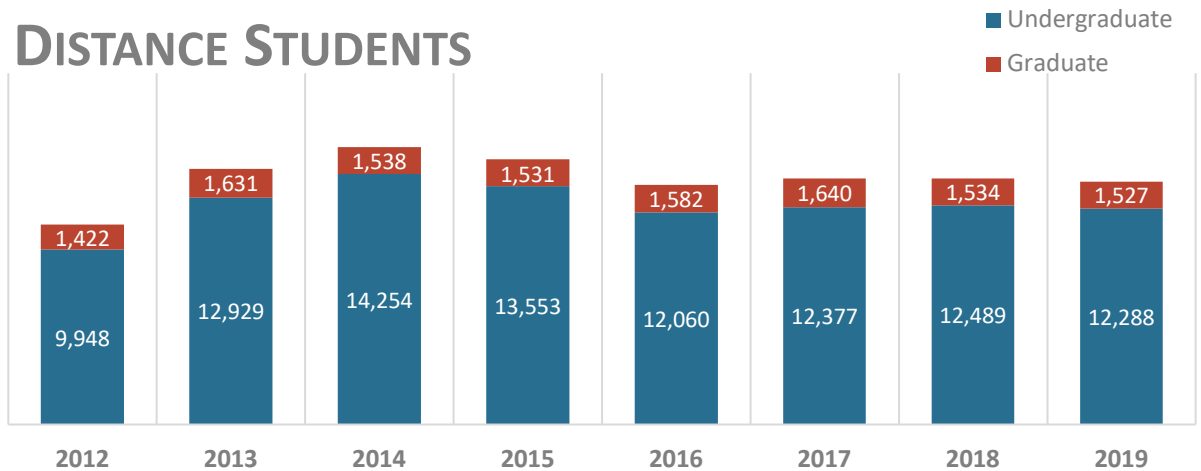
SIZE



TYPE



DISTANCE STUDENTS

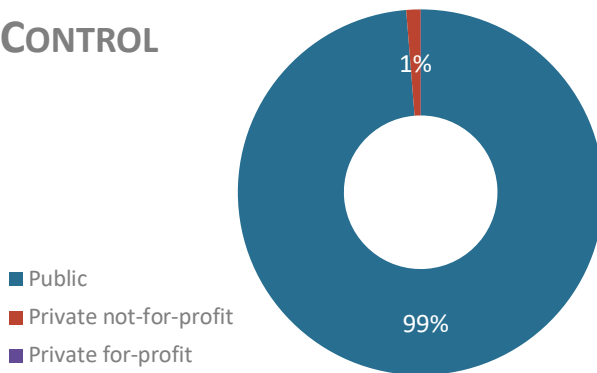


In 2019, a total of 13,815 students took at least one distance course from Alaska institutions; 12,288 (57.8% of all undergraduate students) were enrolled at the undergraduate level, and 1,527 (73.0% of all graduate students) were enrolled at the graduate level.

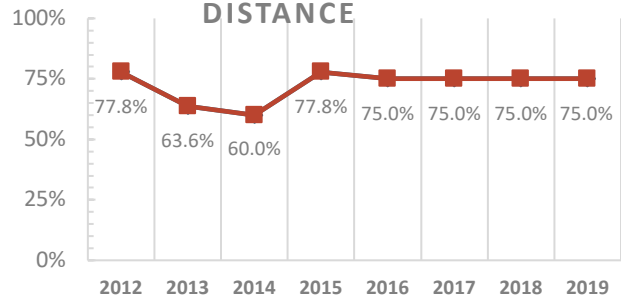
Among undergraduate level distance students, 12,118 were enrolled at institutions classified as public, 170 as private not-for-profit, and 0 as private for profit. At the graduate-level, 1,522 distance students were enrolled at institutions classified as public, 5 as private not-for-profit, and 0 as private for profit.

The number of undergraduate distance enrollments at Alaska institutions increased by 2,340 (23.5%) between Fall 2012 and Fall 2019, while the number of graduate distance enrollments grew by 105 (7.4%) during this same period.

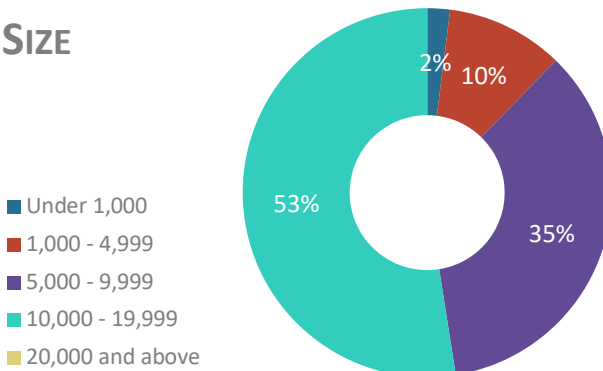
CONTROL



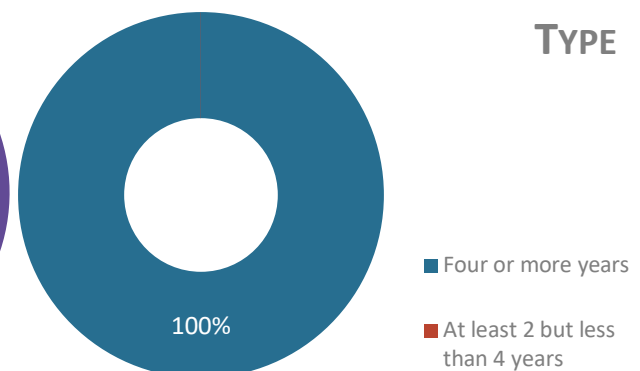
% INSTITUTIONS WITH DISTANCE



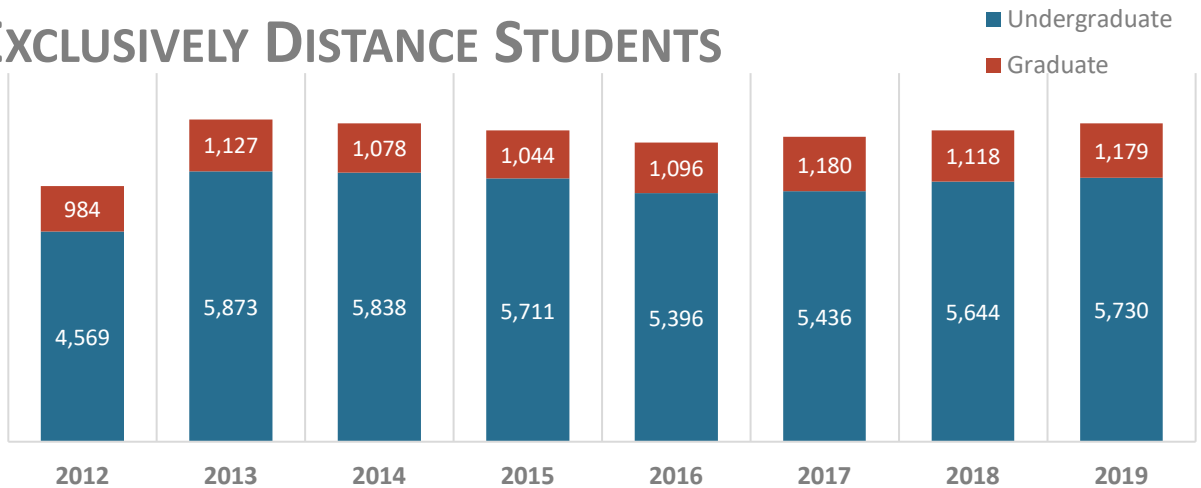
SIZE



TYPE

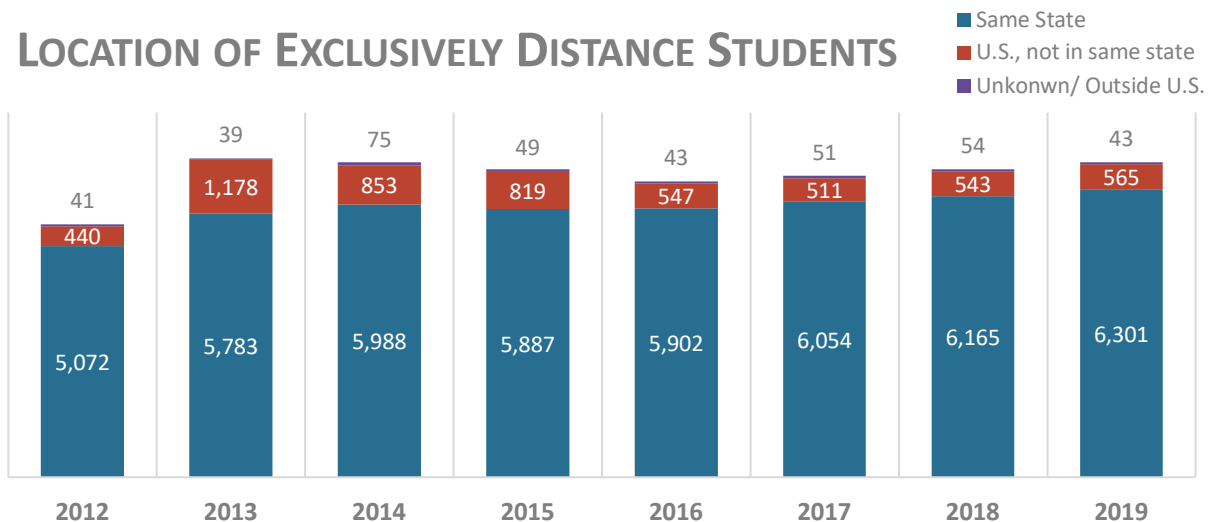


EXCLUSIVELY DISTANCE STUDENTS

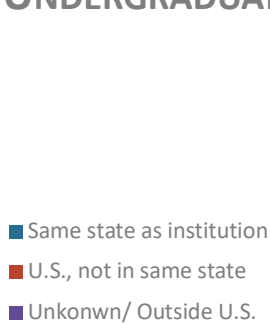


A total of 6,909 students were taking all of their courses at a distance from Alaska institutions in the fall of 2019. This represents 29.6% of the enrolled students in the state, which ranks the state at number 6 in the U.S. The number of exclusively distance students who reside in Alaska while taking courses from an institution in Alaska was 5,072 in 2012 and grew to 6,301 by 2019. There are 608 students enrolled as exclusively distance students in Alaska institutions who reside outside Alaska, or whose place of residence is unknown.


LOCATION OF EXCLUSIVELY DISTANCE STUDENTS



UNDERGRADUATE

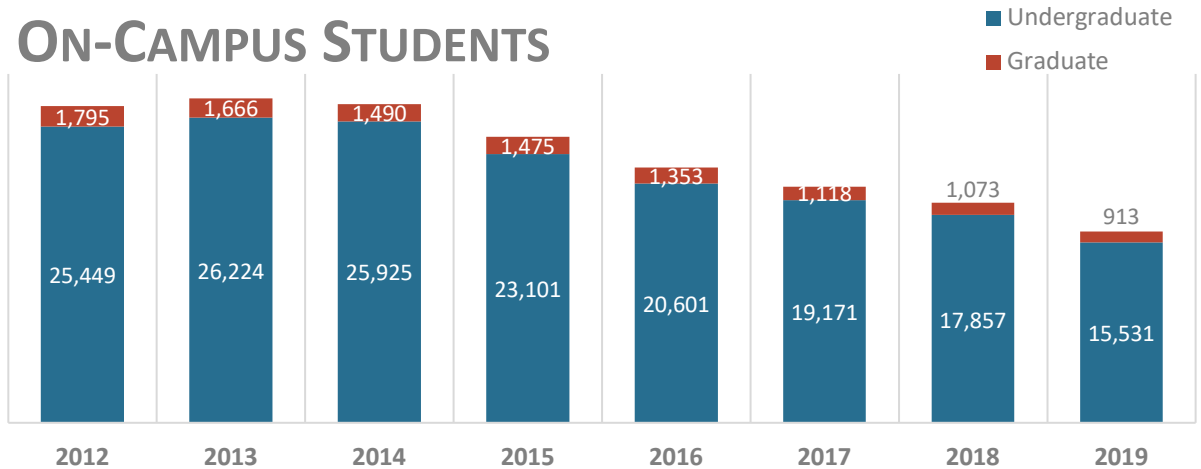


GRADUATE



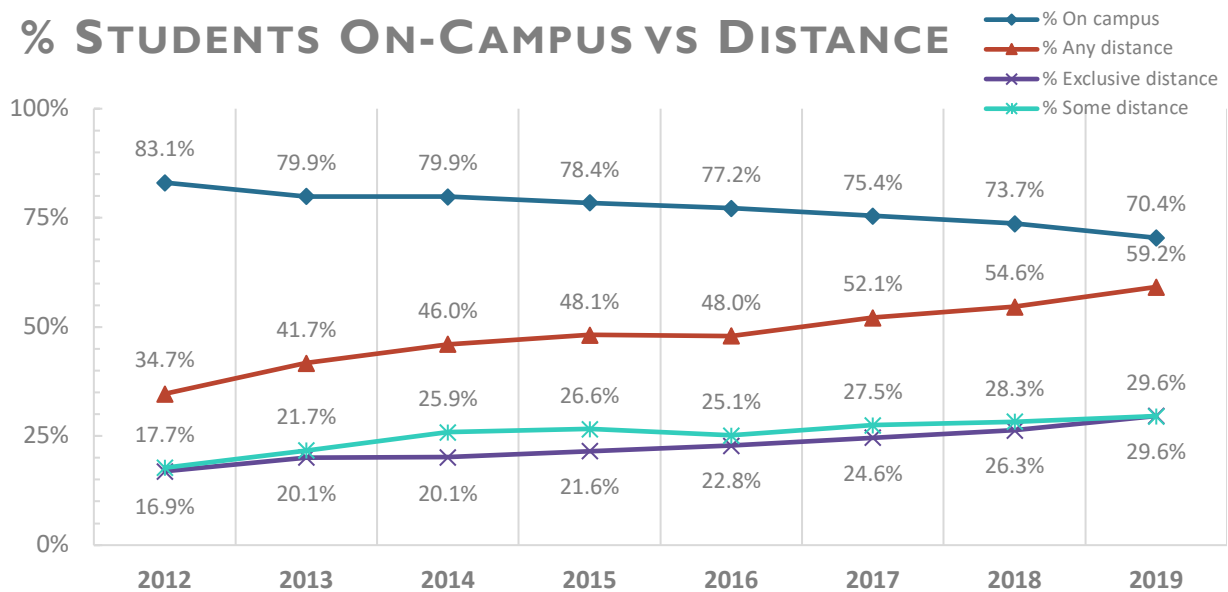
On-Campus Enrollment

ON-CAMPUS STUDENTS

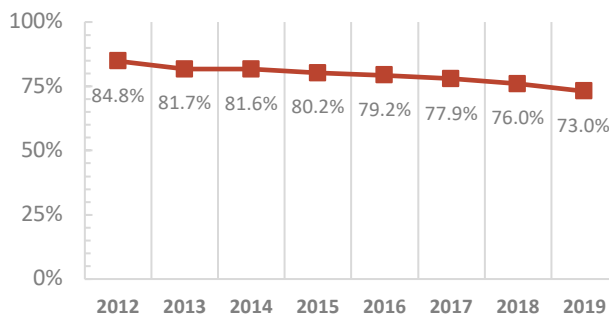


On-campus students are those who take one or more of their courses physically on-campus. The number of students studying on campus declined from 27,244 to 16,444 between 2012 and 2019 in Alaska, representing a reduction of 39.6%. This compares to a national decrease of 10.3% for the same period. In 2019, 73.0% of undergraduate students and 43.6% of graduate students in Alaska were taking at least one on-campus course.

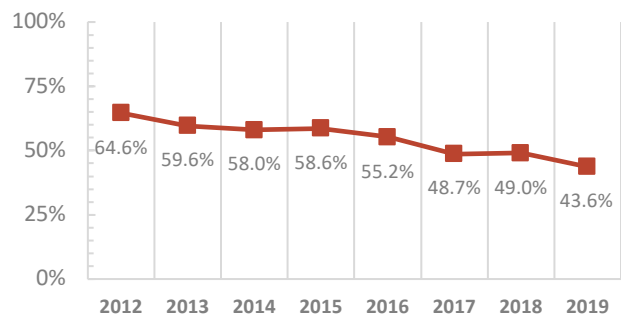
% STUDENTS ON-CAMPUS VS DISTANCE



% ON-CAMPUS: UNDERGRADUATE



% ON-CAMPUS: GRADUATE



INSTITUTIONS

	Alaska	National	State Rank	State as % of National
Total institutions	8	4,089	49	0.2%
Institutions w/ distance	6	3,161	49	0.2%
% Institution w/ distance	75.0%	77.3%	50	

ENROLLMENTS

Alaska		Total	Any Distance	Exclusive Distance	On Campus
Total		23,353	13,815	6,909	16,444
Size	Under 1,000	1,258	275	130	1,128
	1,000 - 4,999	2,150	1,423	1,055	1,095
	5,000 - 9,999	7,179	4,867	2,948	4,231
	10,000 - 19,999	12,766	7,250	2,776	9,990
	20,000 and above	-	-	-	-
	Not assigned	496	1	-	496
Carnegie	Associates	-	-	-	-
	Research	7,179	4,867	2,948	4,231
	Masters	15,445	8,847	3,898	11,547
	Baccalaureate	-	-	-	-
	Specialized	233	100	63	170
Control	Public	22,328	13,640	6,842	15,486
	Private not-for-profit	664	175	67	597
	Private for-profit	361	-	-	361
Type	Four or more years	22,897	13,815	6,909	15,988
	At least 2 but less than 4 years	456	-	-	456