

Distance Education State Almanac

ARKANSAS



Julia E. Seaman, Ph.D.

Research Director, Bay View Analytics

Jeff Seaman, Ph.D.

Director, Bay View Analytics



National setting

Student enrollment in higher education institutions has undergone fundamental changes over the last decade, a condition only exacerbated by the impact of the COVID-19 pandemic. Between 2012 and 2019, the total number of students enrolled at U.S. degree-granting institutions dropped by almost 1.1 million. At the same time, the number of students taking at least one online course grew by 2 million, from 5.4 million to 7.4 million, representing 37.2% of all students in 2019. The net result of these two changes was far fewer students studying on campus, from 18.3 million in 2012 to 16.4 million by 2019.

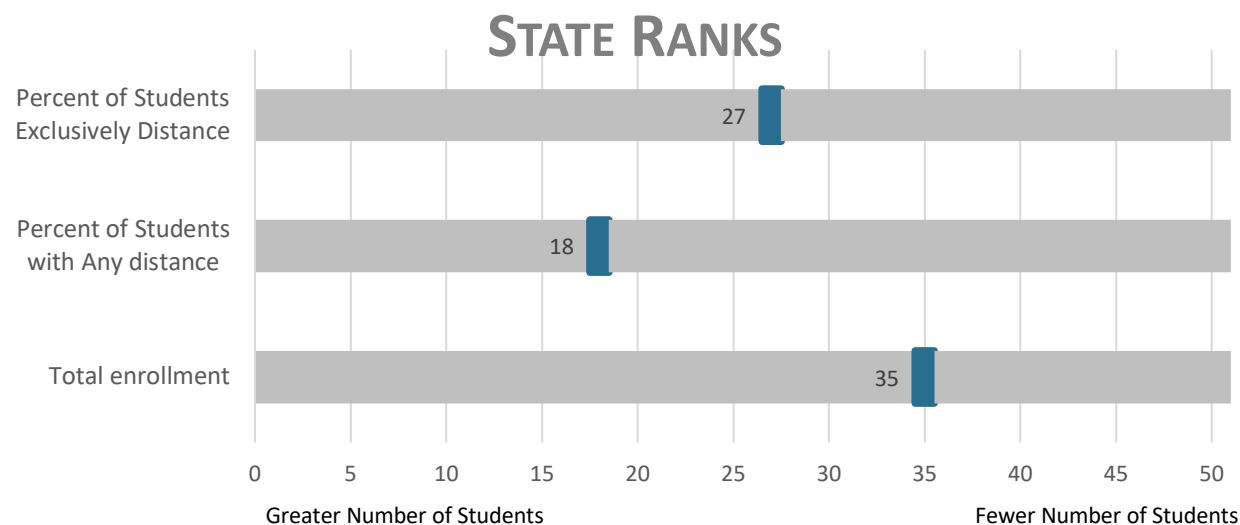
The information presented in the report represent the classifications and enrollments for Fall 2019 and were measured before the start of the COVID-19 pandemic. National totals include all 50 states, District of Columbia, America Samoa, Federated States of Micronesia, Guam, Marshall Islands, Northern Marianas, Palau, Puerto Rico, and the Virgin Islands.

Arkansas

Arkansas has 54 degree-granting higher education institutions, representing 1.3% of all such institutions in the United States. Of these institutions, 34 are classified as public, 18 as private not-for-profit, and 2 as private for-profit. Of these 54 institutions, 27 offer four-year programs, and 27 offer two-year programs.

The state has 158,587 students enrolled across its institutions and ranks 35th in terms of total higher education student enrollment. Between 2012 and 2019, the total number of students enrolled nationally declined by 5.0%. For Arkansas, the enrollment decreased by 17,871 students, or -10.1%. Arkansas has 138,248 students studying at the undergraduate level, a loss of 19,256 students from 2012 (-12.2%), compared to a 6.8% national decline. There are 20,339 students studying at the graduate level, which is 1,385 greater than in 2012; this represents a change of 7.3%, where the national data showed an increase of 5.7%.

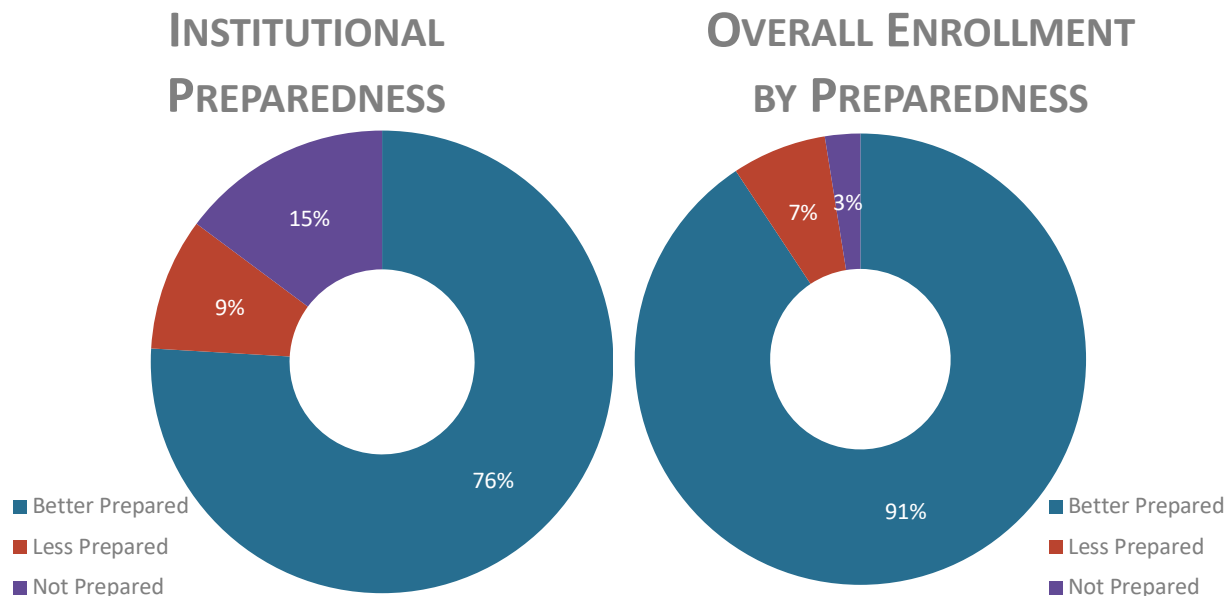
There are 68,152 students in Arkansas that take at least one distance course. The state is ranked 18th for the proportion of students taking at least one distance course (43.0%). In 2019, there were 25,413 students taking all of their courses at a distance, a growth of 8,713 students (52.2%) from 2012. Arkansas ranks 27th in the proportion of students (16.0%) taking exclusively distance courses in the nation.



COVID-19 Distance Learning Preparedness

Not all higher education institutions were equally prepared to move courses online. Those institutions with a substantial number of students studying at a distance (1,000 or more), or a substantial percentage of their students taking at least one distance course (25% or more), can be expected to have the experience and infrastructure to better support a transition to online learning. Likewise, institutions with no distance students will have the least experience and infrastructure to support such a transition.

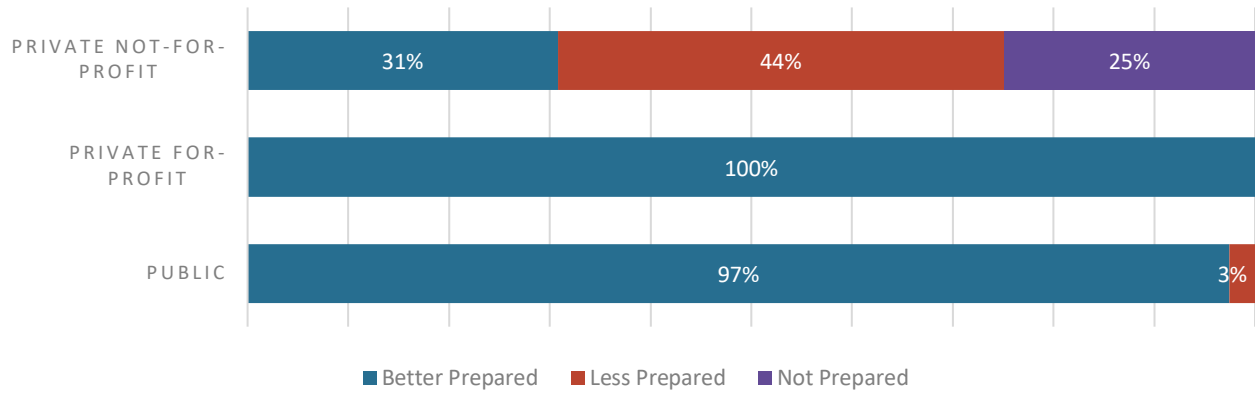
Nationally, 59.3% of all degree-granting institutions meet the criteria of having 25% or more or over 1,000 of their students taking distance courses. In Arkansas, 75.9% of institutions are better prepared for moving completely online. These institutions enroll 143,833 students, or 90.7% of all students in the state. There are 8 institutions in Arkansas with no distance students (representing 14.8% of the total in state institutions) that were likely not well prepared for a rapid transition to distance learning.



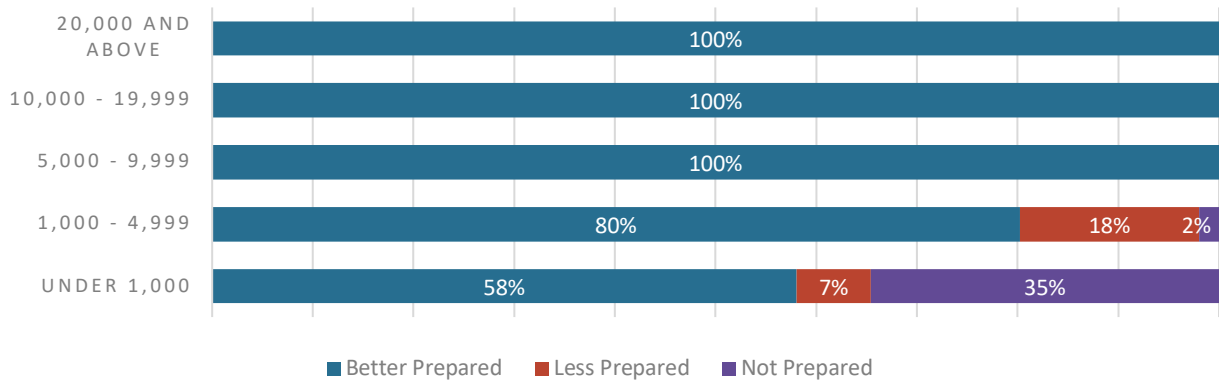
Preparedness Definitions:

- BETTER PREPARED:** Schools with more than 1,000 online students (thus extensive support staff) or having 25 percent or more of their students online
- LESS PREPARED:** Large schools with less than 1,000 online students (thus some support staff) or having less than 25 percent of their students online
- NOT PREPARED:** Schools with no distance enrollment

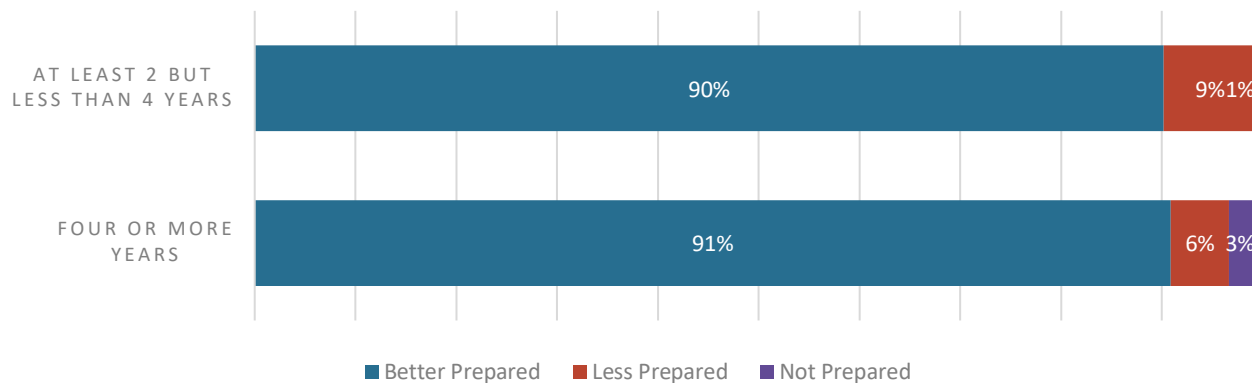
PREPAREDNESS BY CONTROL



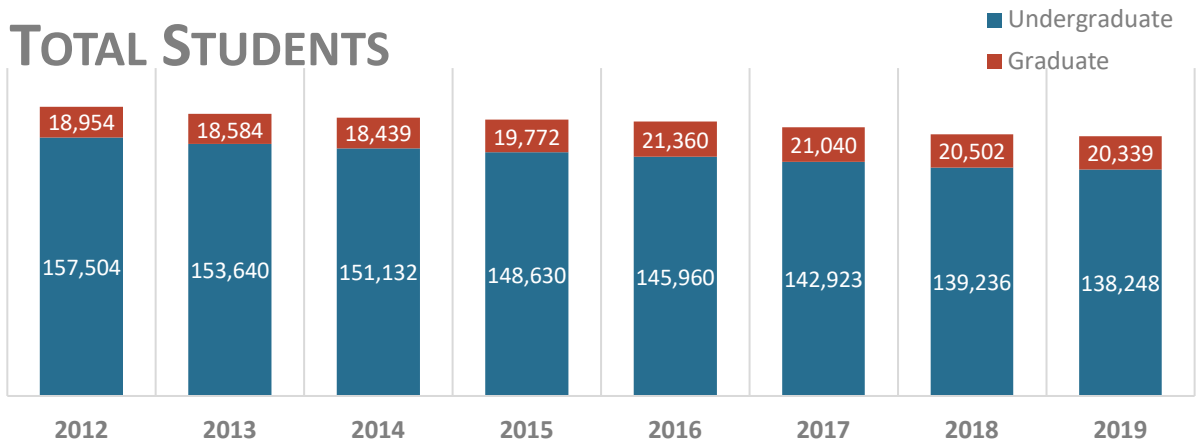
PREPAREDNESS BY SIZE



PREPAREDNESS BY TYPE



State Enrollment



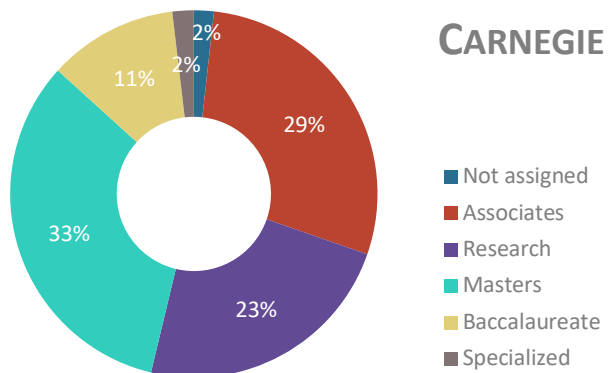
Institutions in Arkansas enrolled a total of 158,587 students in the fall of 2019; 138,248 students were enrolled at the undergraduate level, and 20,339 enrolled at the graduate level. The Fall 2019 figure represents a decrease of 17,871 students (-10.1%) from the number enrolled in the fall of 2012. The number of undergraduate students decreased by 19,256 during this period, from 157,504 in 2012 to 138,248 in 2019 (-12.2%). The number of graduate students increased from 18,954 to 20,339 (7.3%) in the same period.

Enrollments in Fall 2019 totaled 141,950 students at public institutions (90% of all students), 16,089 students at private not-for-profit institutions (10.1%), and 548 students at private for-profit institutions (0.3%). Enrollments at public institutions decreased by 15,274 students between 2012 and 2019, while those at private not-for-profit institutions decreased by 1,063 students, and those at private for-profit institutions decreased by 1,534 students.

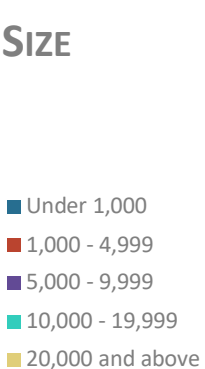
CONTROL



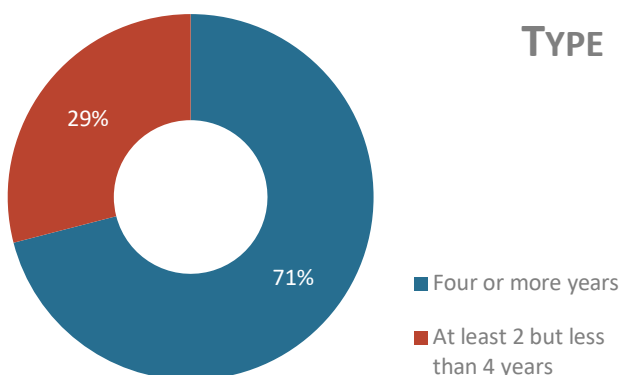
CARNEGIE



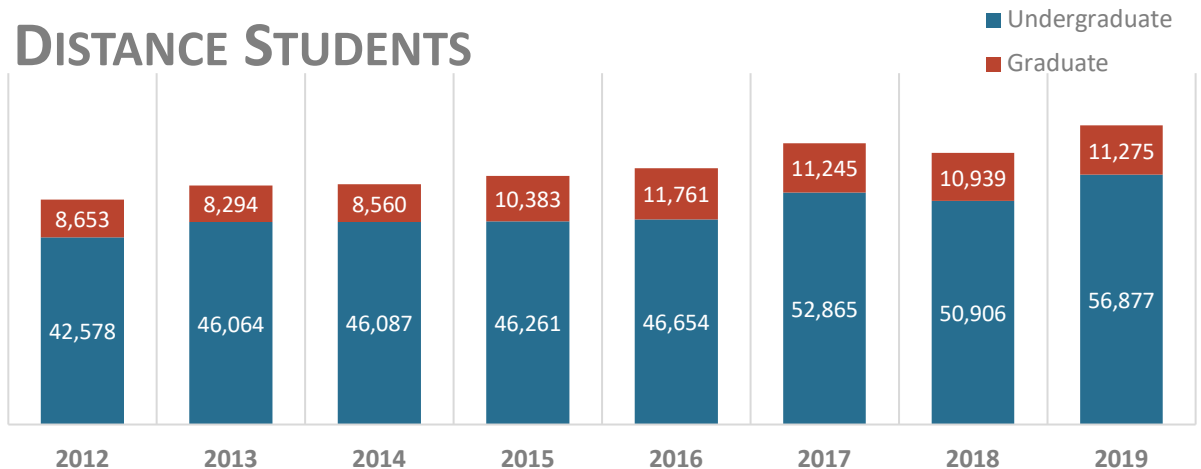
SIZE



TYPE



DISTANCE STUDENTS

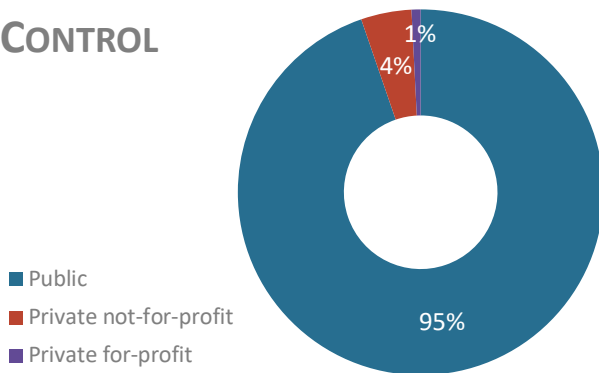


In 2019, a total of 68,152 students took at least one distance course from Arkansas institutions; 56,877 (41.1% of all undergraduate students) were enrolled at the undergraduate level, and 11,275 (55.4% of all graduate students) were enrolled at the graduate level.

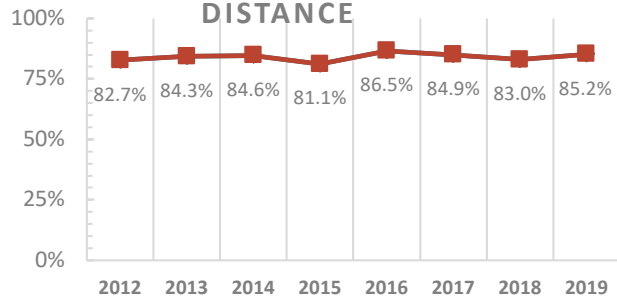
Among undergraduate level distance students, 54,186 were enrolled at institutions classified as public, 2,235 as private not-for-profit, and 456 as private for profit. At the graduate-level, 10,373 distance students were enrolled at institutions classified as public, 810 as private not-for-profit, and 92 as private for profit.

The number of undergraduate distance enrollments at Arkansas institutions increased by 14,299 (33.6%) between Fall 2012 and Fall 2019, while the number of graduate distance enrollments grew by 2,622 (30.3%) during this same period.

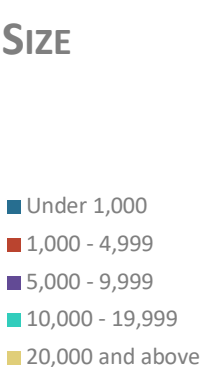
CONTROL



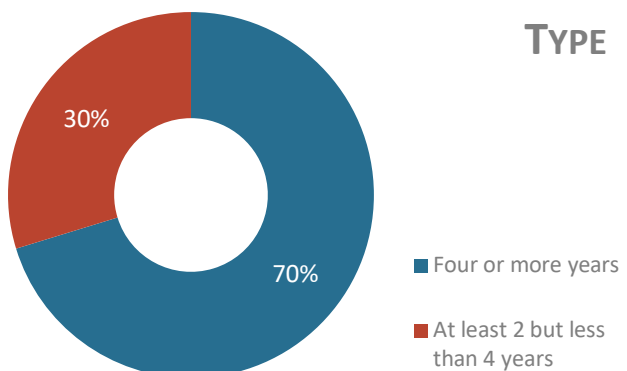
% INSTITUTIONS WITH DISTANCE



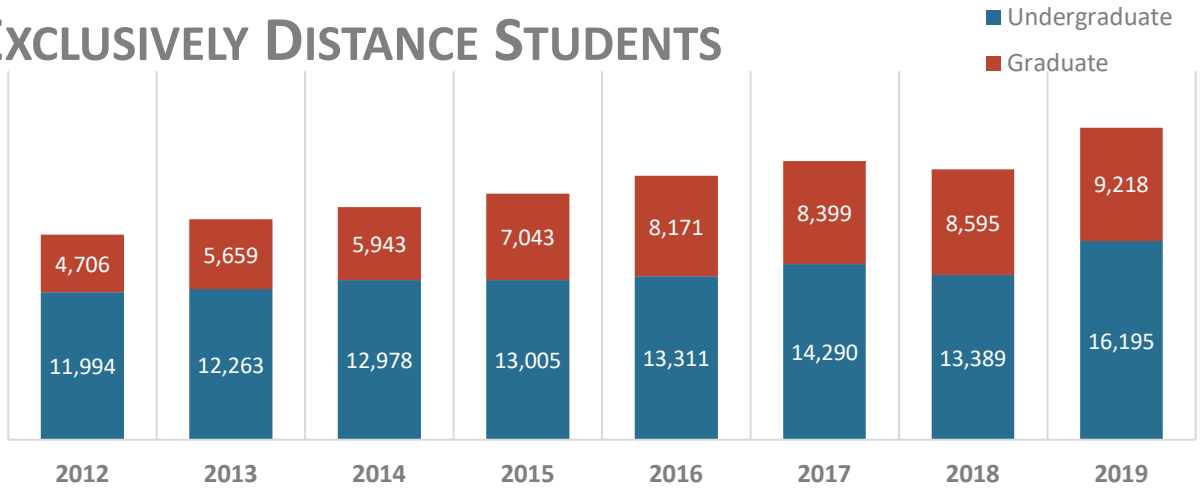
SIZE



TYPE

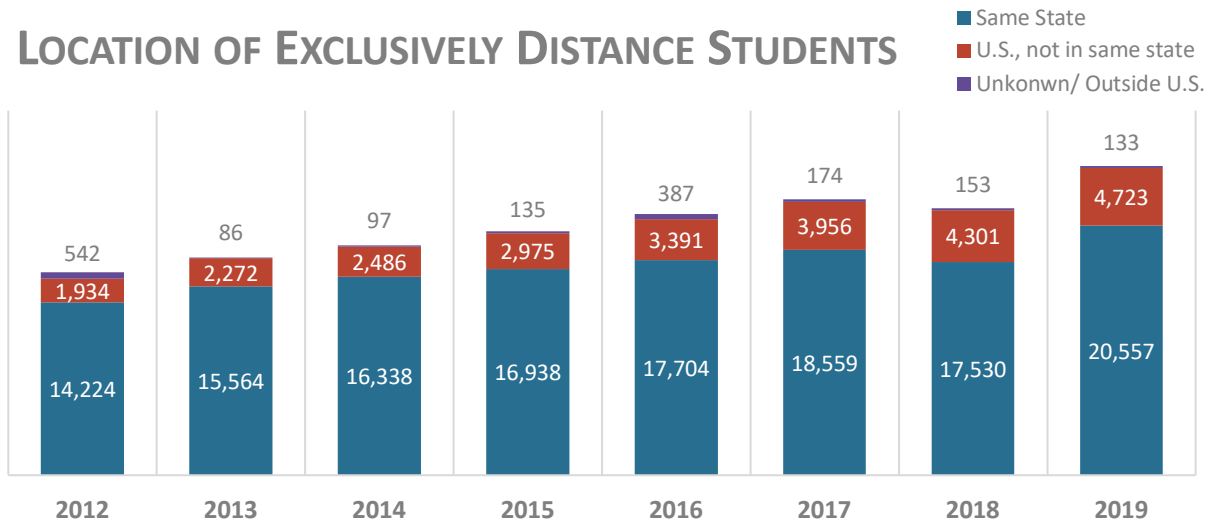


EXCLUSIVELY DISTANCE STUDENTS

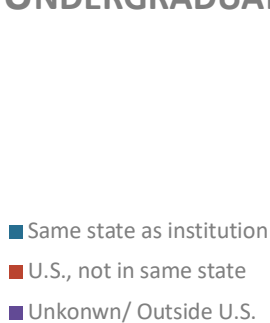


A total of 25,413 students were taking all of their courses at a distance from Arkansas institutions in the fall of 2019. This represents 16.0% of the enrolled students in the state, which ranks the state at number 27 in the U.S. The number of exclusively distance students who reside in Arkansas while taking courses from an institution in Arkansas was 14,224 in 2012 and grew to 20,557 by 2019. There are 4,856 students enrolled as exclusively distance students in Arkansas institutions who reside outside Arkansas, or whose place of residence is unknown.

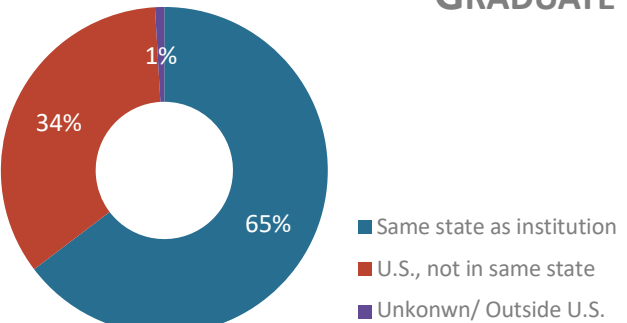
LOCATION OF EXCLUSIVELY DISTANCE STUDENTS



UNDERGRADUATE

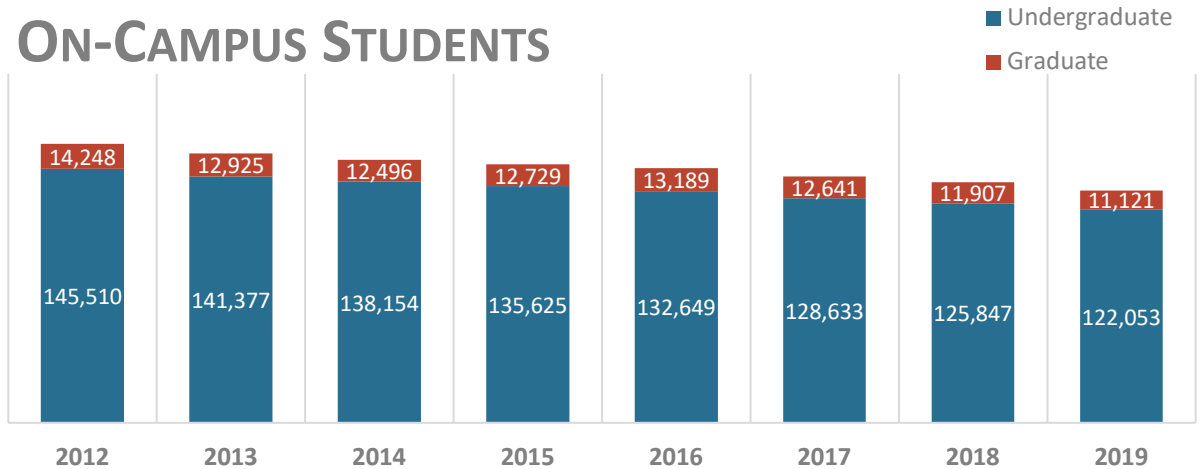


GRADUATE



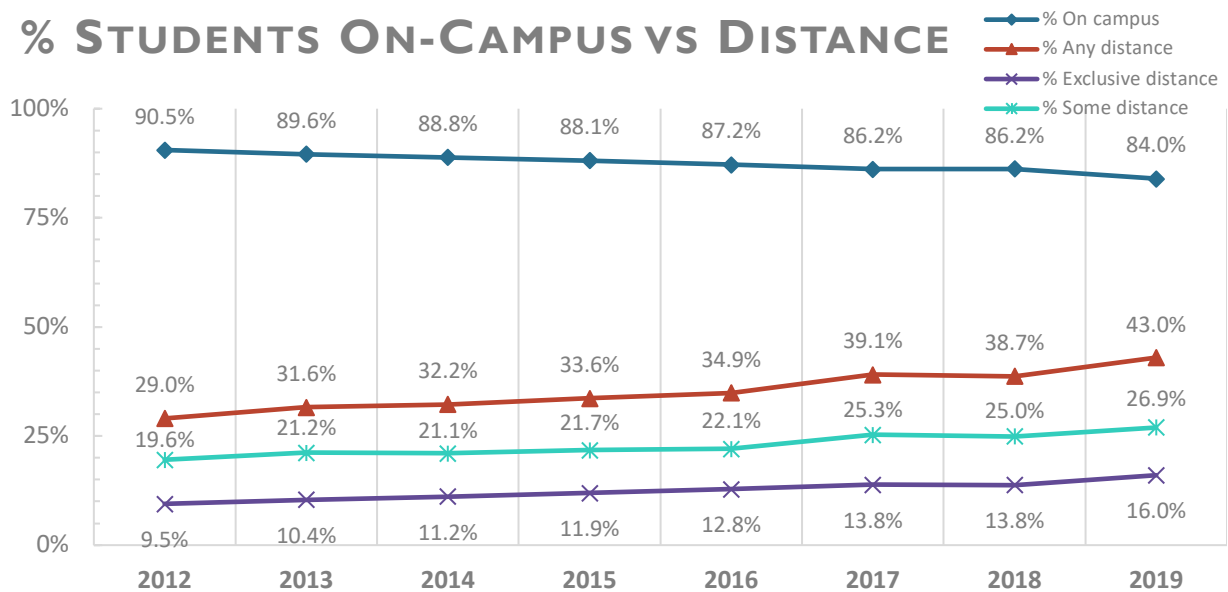
On-Campus Enrollment

ON-CAMPUS STUDENTS

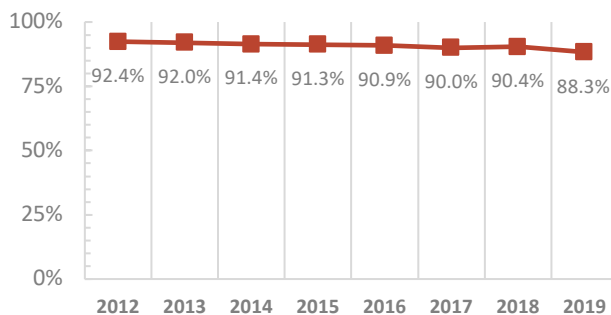


On-campus students are those who take one or more of their courses physically on-campus. The number of students studying on campus declined from 159,758 to 133,174 between 2012 and 2019 in Arkansas, representing a reduction of 16.6%. This compares to a national decrease of 10.3% for the same period. In 2019, 88.3% of undergraduate students and 54.7% of graduate students in Arkansas were taking at least one on-campus course.

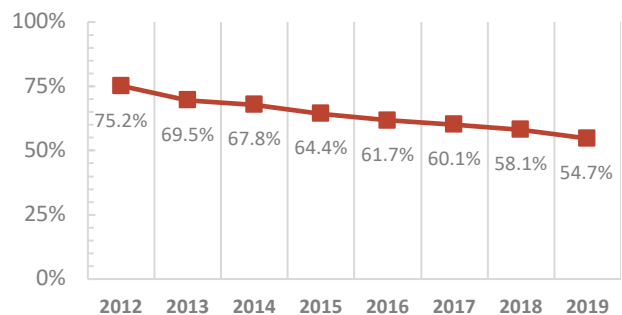
% STUDENTS ON-CAMPUS VS DISTANCE



% ON-CAMPUS: UNDERGRADUATE



% ON-CAMPUS: GRADUATE



INSTITUTIONS

| | Arkansas | National | State Rank | State as % of National |
|----------------------------------|----------|----------|------------|---------------------------|
| Total institutions | 54 | 4,089 | 28 | 1.3% |
| Institutions w/ distance | 46 | 3,161 | 28 | 1.5% |
| % Institution w/ distance | 85.2% | 77.3% | 28 | |

ENROLLMENTS

| Arkansas | | Total | Any Distance | Exclusive Distance | On Campus |
|-----------------|---|---------|-----------------|-----------------------|--------------|
| | Total | 158,587 | 68,152 | 25,413 | 133,174 |
| Size | Under 1,000 | 8,349 | 3,229 | 1,527 | 6,822 |
| | 1,000 - 4,999 | 56,865 | 22,353 | 7,273 | 49,592 |
| | 5,000 - 9,999 | 29,760 | 16,074 | 5,632 | 24,128 |
| | 10,000 - 19,999 | 36,054 | 18,387 | 8,469 | 27,585 |
| | 20,000 and above | 27,559 | 8,109 | 2,512 | 25,047 |
| Carnegie | Not assigned | 2,781 | 1,306 | 1,287 | 1,494 |
| | Associates | 45,319 | 20,329 | 6,649 | 38,670 |
| | Research | 37,140 | 13,318 | 4,945 | 32,195 |
| | Masters | 52,300 | 24,896 | 10,681 | 41,619 |
| | Baccalaureate | 18,065 | 7,282 | 1,345 | 16,720 |
| | Specialized | 2,982 | 1,021 | 506 | 2,476 |
| Control | Public | 141,950 | 64,559 | 23,988 | 117,962 |
| | Private not-for-profit | 16,089 | 3,045 | 937 | 15,152 |
| | Private for-profit | 548 | 548 | 488 | 60 |
| Type | Four or more years | 112,562 | 47,885 | 18,764 | 93,798 |
| | At least 2 but less than 4 years | 46,025 | 20,267 | 6,649 | 39,376 |