

Distance Education State Almanac

DELAWARE



Julia E. Seaman, Ph.D.

Research Director, Bay View Analytics

Jeff Seaman, Ph.D.

Director, Bay View Analytics



National setting

Student enrollment in higher education institutions has undergone fundamental changes over the last decade, a condition only exacerbated by the impact of the COVID-19 pandemic. Between 2012 and 2019, the total number of students enrolled at U.S. degree-granting institutions dropped by almost 1.1 million. At the same time, the number of students taking at least one online course grew by 2 million, from 5.4 million to 7.4 million, representing 37.2% of all students in 2019. The net result of these two changes was far fewer students studying on campus, from 18.3 million in 2012 to 16.4 million by 2019.

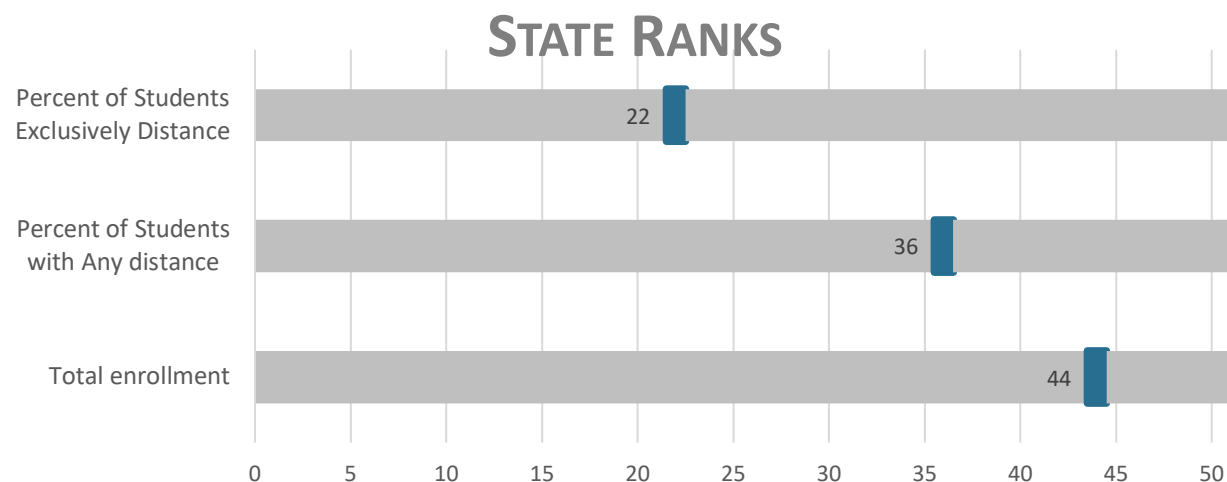
The information presented in the report represent the classifications and enrollments for Fall 2019 and were measured before the start of the COVID-19 pandemic. National totals include all 50 states, District of Columbia, America Samoa, Federated States of Micronesia, Guam, Marshall Islands, Northern Marianas, Palau, Puerto Rico, and the Virgin Islands.

Delaware

Delaware has 8 degree-granting higher education institutions, representing 0.2% of all such institutions in the United States. Of these institutions, 3 are classified as public, 4 as private not-for-profit, and 1 as private for-profit. Of these 8 institutions, 7 offer four-year programs, and 1 offers two-year programs.

The state has 59,983 students enrolled across its institutions and ranks 44th in terms of total higher education student enrollment. Between 2012 and 2019, the total number of students enrolled nationally declined by 5.0%. For Delaware, the enrollment increased by 1,856 students, or 3.2%. Delaware has 49,208 students studying at the undergraduate level, a gain of 1,393 students from 2012 (2.9%), compared to a 6.8% national decline. There are 10,775 students studying at the graduate level, which is 463 greater than in 2012; this represents a change of 4.5%, where the national data showed an increase of 5.7%.

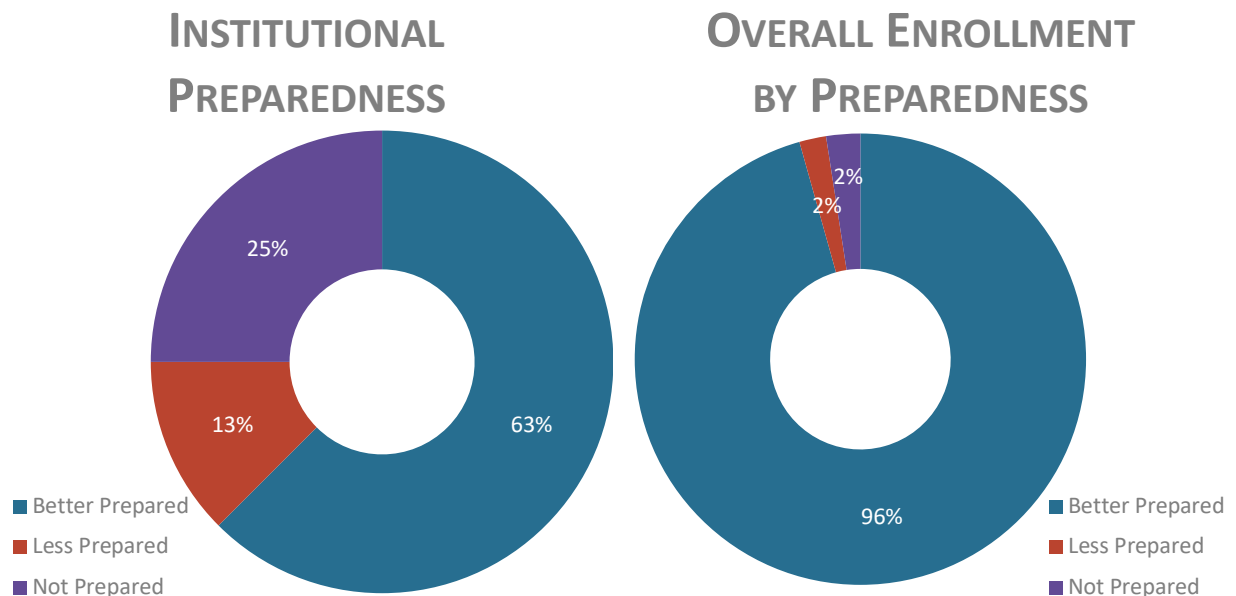
There are 21,239 students in Delaware that take at least one distance course. The state is ranked 36th for the proportion of students taking at least one distance course (35.4%). In 2019, there were 10,470 students taking all of their courses at a distance, a growth of 6,460 students (161.1%) from 2012. Delaware ranks 22nd in the proportion of students (17.5%) taking exclusively distance courses in the nation.



COVID-19 Distance Learning Preparedness

Not all higher education institutions were equally prepared to move courses online. Those institutions with a substantial number of students studying at a distance (1,000 or more), or a substantial percentage of their students taking at least one distance course (25% or more), can be expected to have the experience and infrastructure to better support a transition to online learning. Likewise, institutions with no distance students will have the least experience and infrastructure to support such a transition.

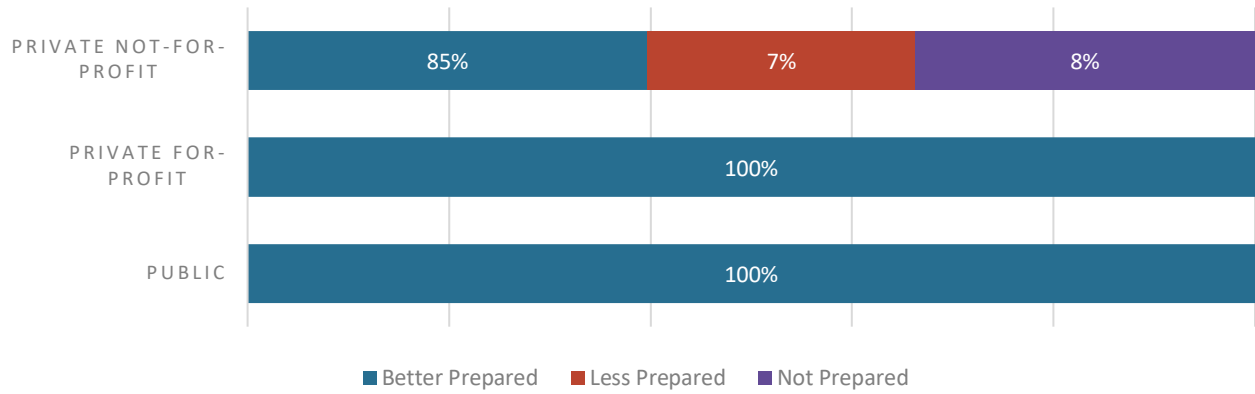
Nationally, 59.3% of all degree-granting institutions meet the criteria of having 25% or more or over 1,000 of their students taking distance courses. In Delaware, 62.5% of institutions are better prepared for moving completely online. These institutions enroll 57,370 students, or 95.6% of all students in the state. There are 2 institutions in Delaware with no distance students (representing 25.0% of the total in state institutions) that were likely not well prepared for a rapid transition to distance learning.



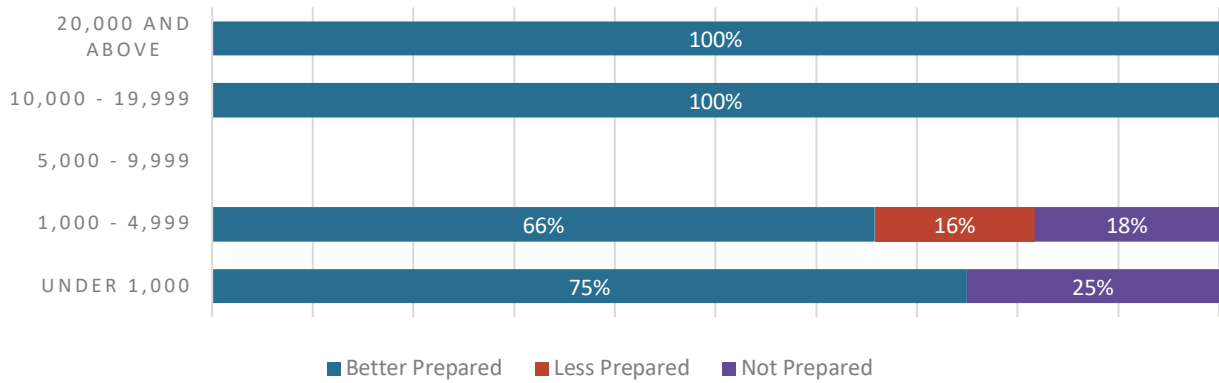
Preparedness Definitions:

- BETTER PREPARED:** Schools with more than 1,000 online students (thus extensive support staff) or having 25 percent or more of their students online
- LESS PREPARED:** Large schools with less than 1,000 online students (thus some support staff) or having less than 25 percent of their students online
- NOT PREPARED:** Schools with no distance enrollment

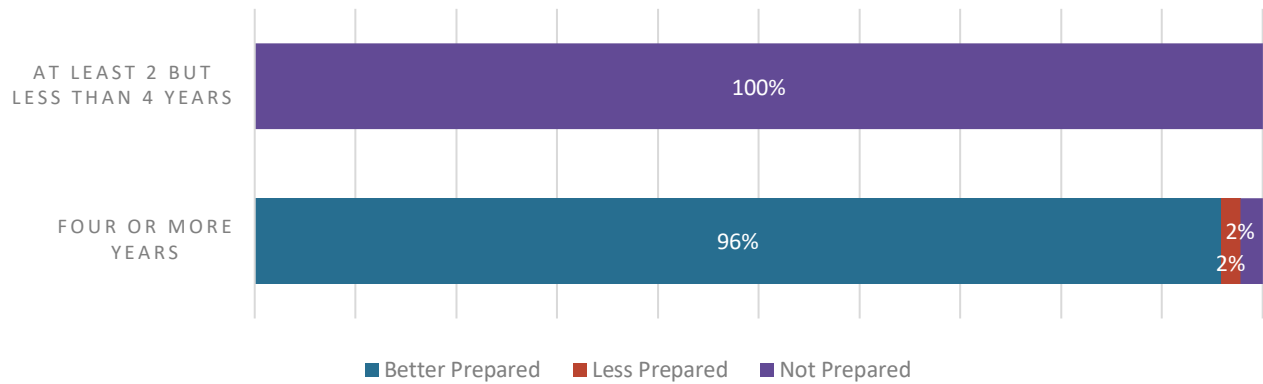
PREPAREDNESS BY CONTROL



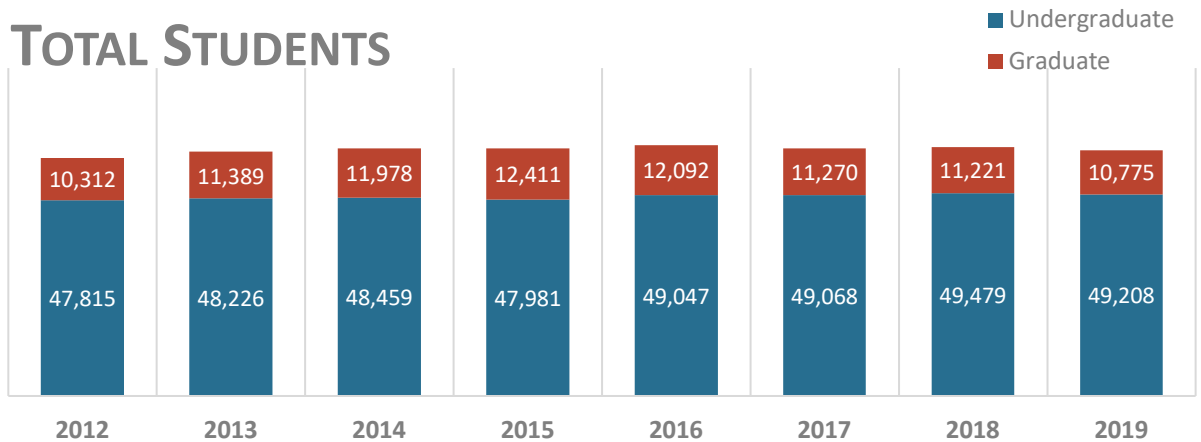
PREPAREDNESS BY SIZE



PREPAREDNESS BY TYPE



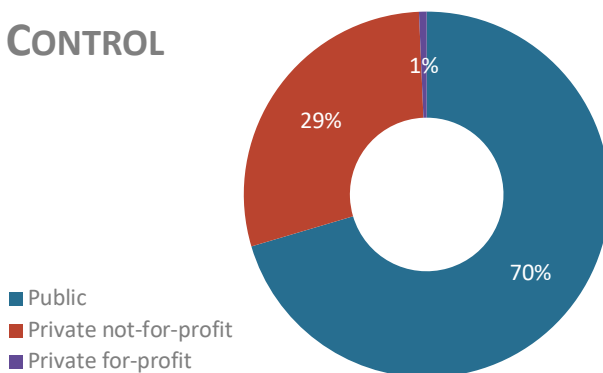
State Enrollment



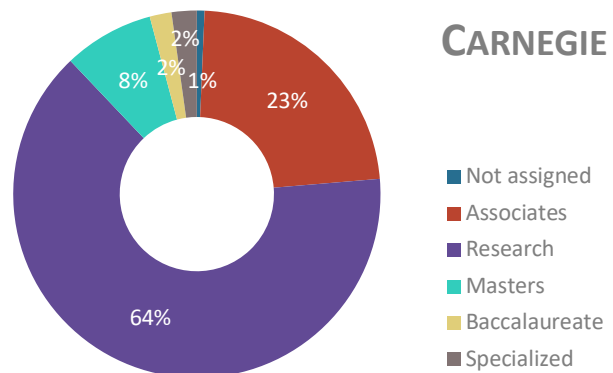
Institutions in Delaware enrolled a total of 59,983 students in the fall of 2019; 49,208 students were enrolled at the undergraduate level, and 10,775 enrolled at the graduate level. The Fall 2019 figure represents an increase of 1,856 students (3.2%) from the number enrolled in the fall of 2012. The number of undergraduate students decreased by 1,393 during this period, from 47,815 in 2012 to 49,208 in 2019 (2.9%). The number of graduate students increased from 10,312 to 10,775 (4.5%) in the same period.

Enrollments in Fall 2019 totaled 42,236 students at public institutions (70% of all students), 17,343 students at private not-for-profit institutions (28.9%), and 404 students at private for-profit institutions (0.7%). Enrollments at public institutions increased by 1,123 students between 2012 and 2019, while those at private not-for-profit institutions increased by 716 students, and those at private for-profit institutions increased by 17 students.

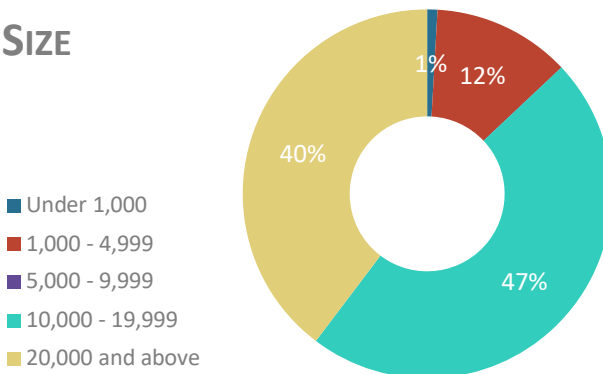
CONTROL



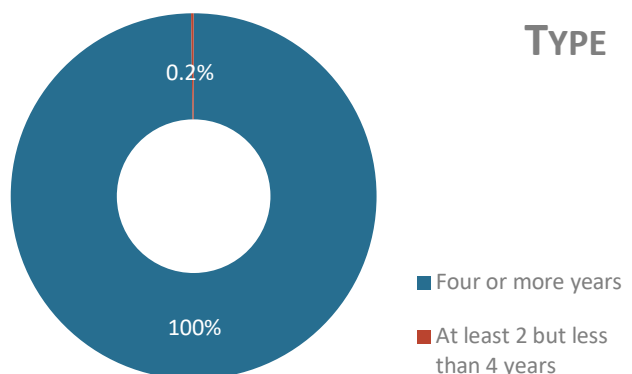
CARNEGIE



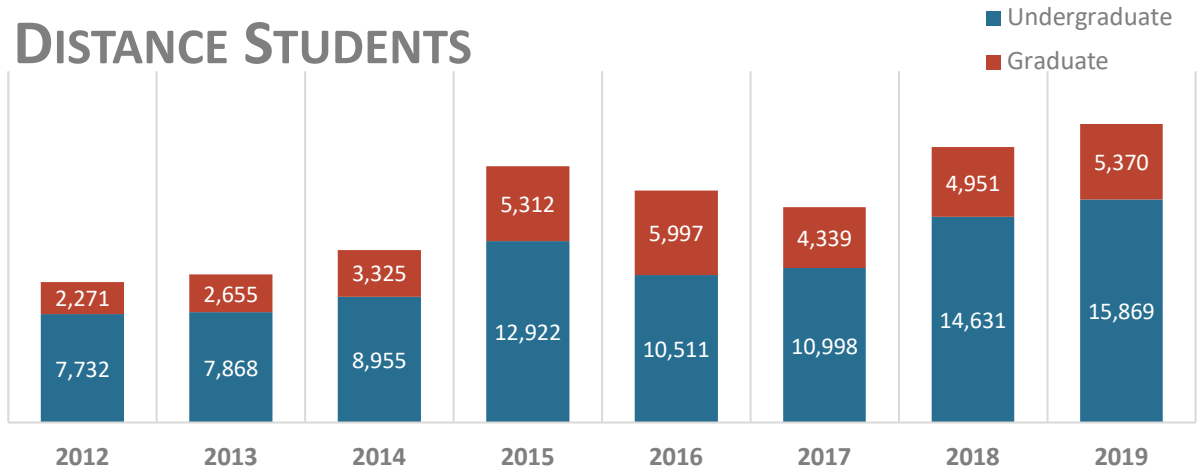
SIZE



TYPE



DISTANCE STUDENTS

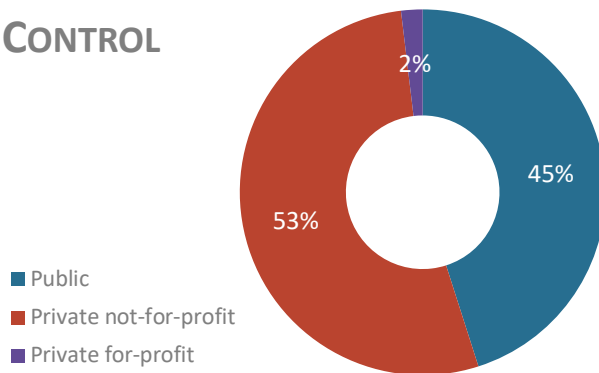


In 2019, a total of 21,239 students took at least one distance course from Delaware institutions; 15,869 (32.2% of all undergraduate students) were enrolled at the undergraduate level, and 5,370 (49.8% of all graduate students) were enrolled at the graduate level.

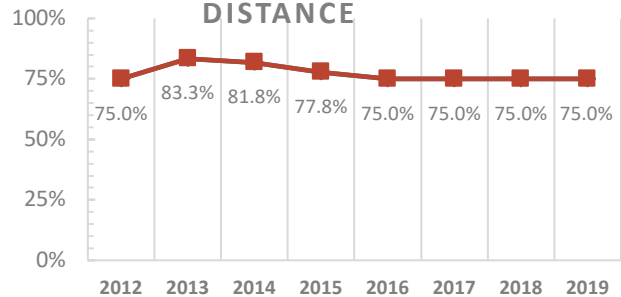
Among undergraduate level distance students, 8,338 were enrolled at institutions classified as public, 7,180 as private not-for-profit, and 351 as private for profit. At the graduate-level, 1,234 distance students were enrolled at institutions classified as public, 4,084 as private not-for-profit, and 52 as private for profit.

The number of undergraduate distance enrollments at Delaware institutions increased by 8,137 (105.2%) between Fall 2012 and Fall 2019, while the number of graduate distance enrollments grew by 3,099 (136.5%) during this same period.

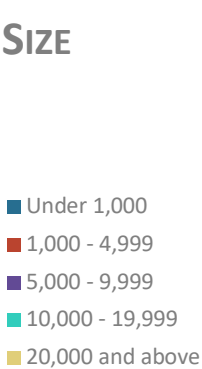
CONTROL



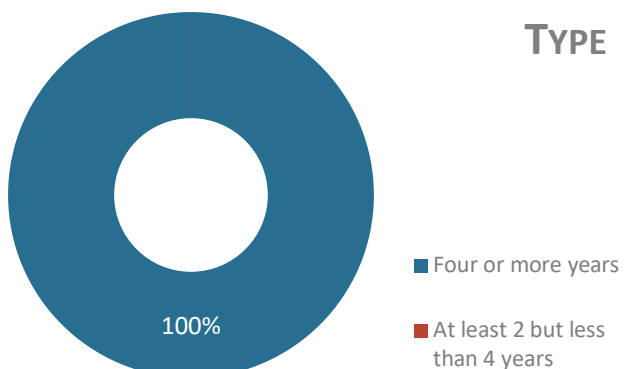
% INSTITUTIONS WITH DISTANCE



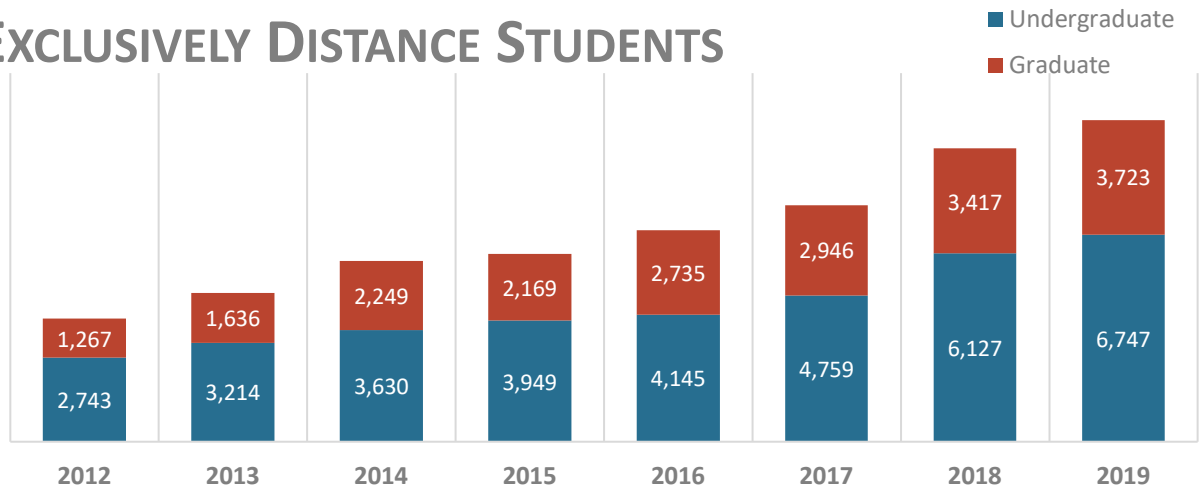
SIZE



TYPE

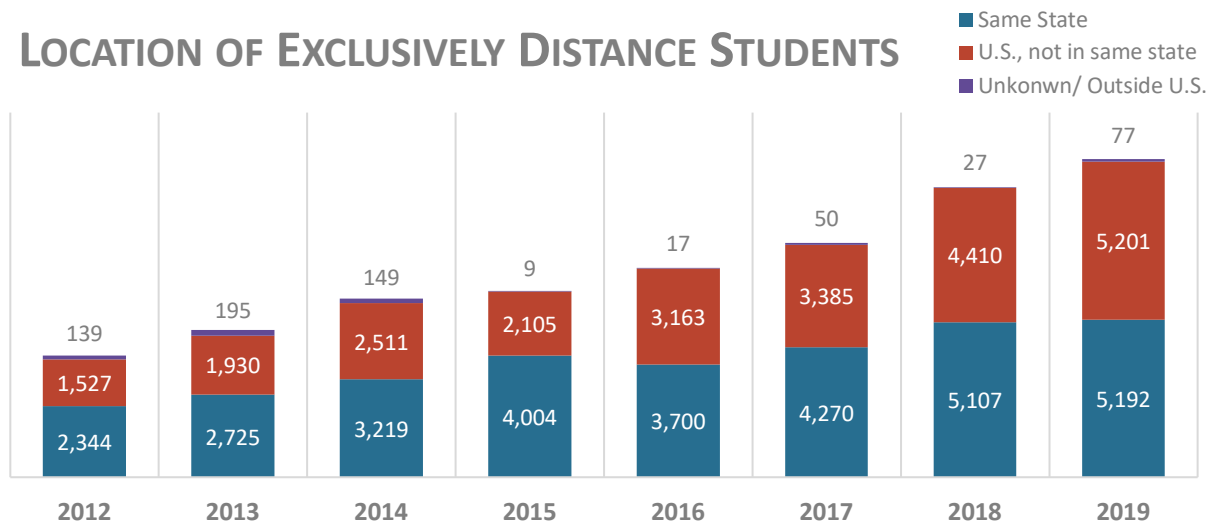


EXCLUSIVELY DISTANCE STUDENTS

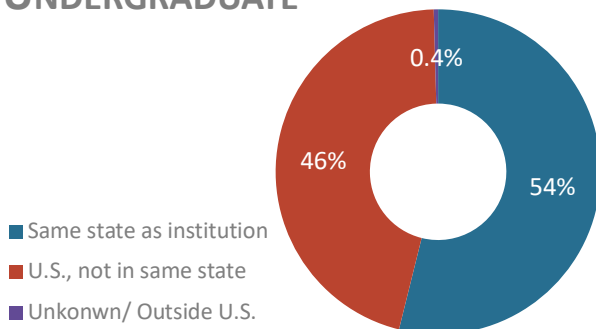


A total of 10,470 students were taking all of their courses at a distance from Delaware institutions in the fall of 2019. This represents 17.5% of the enrolled students in the state, which ranks the state at number 22 in the U.S. The number of exclusively distance students who reside in Delaware while taking courses from an institution in Delaware was 2,344 in 2012 and grew to 5,192 by 2019. There are 5,278 students enrolled as exclusively distance students in Delaware institutions who reside outside Delaware, or whose place of residence is unknown.

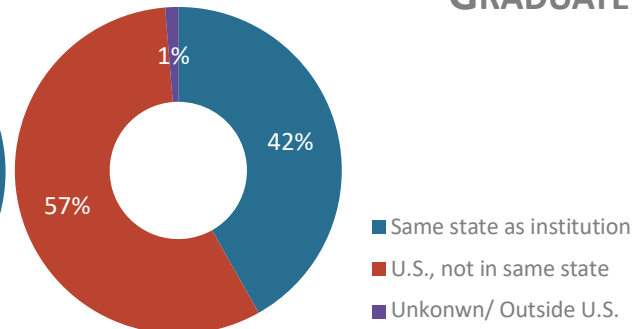
LOCATION OF EXCLUSIVELY DISTANCE STUDENTS



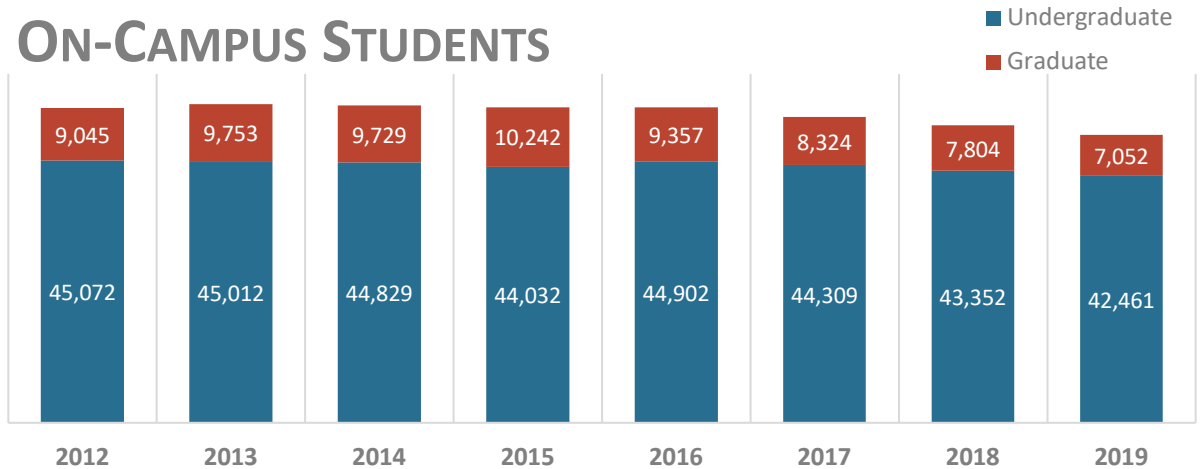
UNDERGRADUATE



GRADUATE

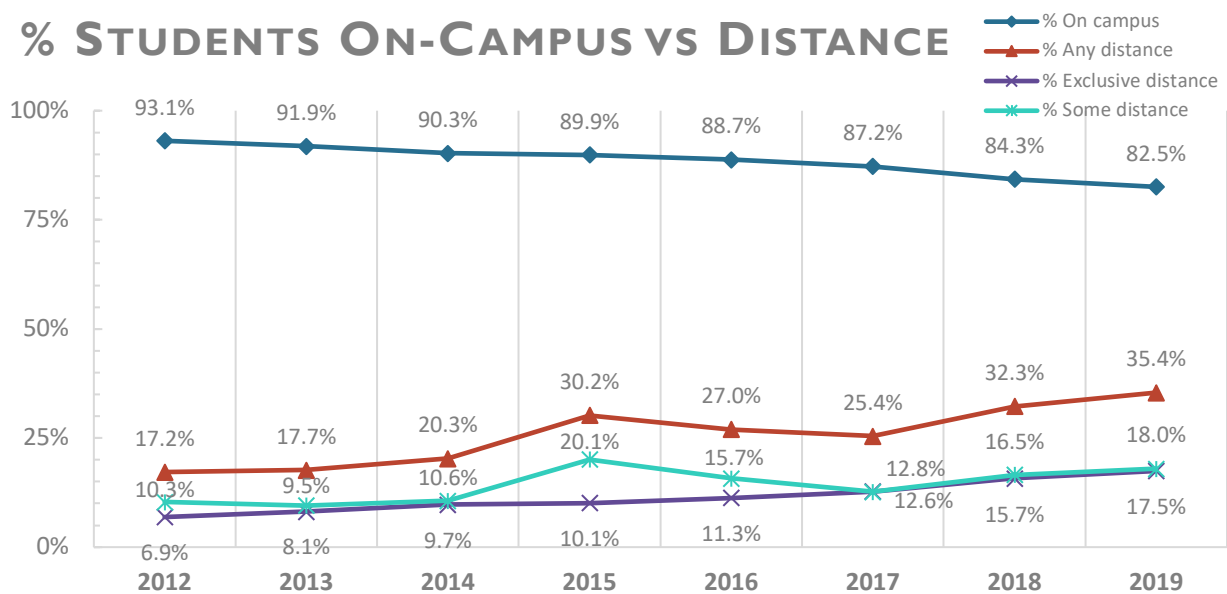


ON-CAMPUS STUDENTS

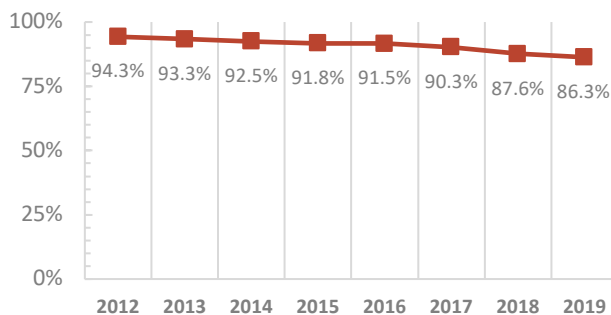


On-campus students are those who take one or more of their courses physically on-campus. The number of students studying on campus declined from 54,117 to 49,513 between 2012 and 2019 in Delaware, representing a reduction of 8.5%. This compares to a national decrease of 10.3% for the same period. In 2019, 86.3% of undergraduate students and 65.4% of graduate students in Delaware were taking at least one on-campus course.

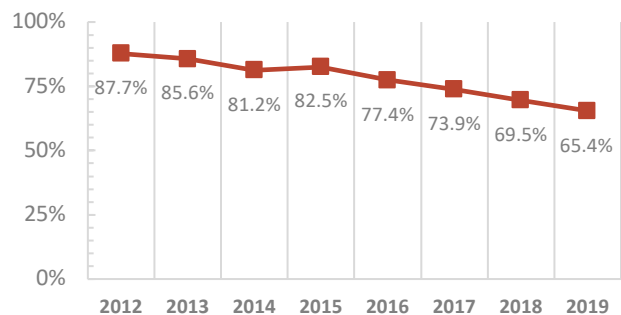
% STUDENTS ON-CAMPUS VS DISTANCE



% ON-CAMPUS: UNDERGRADUATE



% ON-CAMPUS: GRADUATE



INSTITUTIONS

	Delaware	National	State Rank	State as % of National
Total institutions	8	4,089	49	0.2%
Institutions w/ distance	6	3,161	49	0.2%
% Institution w/ distance	75.0%	77.3%	49	

ENROLLMENTS

Delaware		Total	Any Distance	Exclusive Distance	On Campus
	Total	59,983	21,239	10,470	49,513
Size	Under 1,000	539	403	380	159
	1,000 - 4,999	7,246	2,563	154	7,092
	5,000 - 9,999	-	-	-	-
	10,000 - 19,999	28,390	15,250	9,540	18,850
	20,000 and above	23,808	3,023	396	23,412
Carnegie	Not assigned	404	403	380	24
	Associates	13,795	4,261	1,185	12,610
	Research	38,538	14,012	8,751	29,787
	Masters	4,768	2,288	144	4,624
	Baccalaureate	1,151	275	10	1,141
	Specialized	1,327	-	-	1,327
Control	Public	42,236	9,572	1,725	40,511
	Private not-for-profit	17,343	11,264	8,365	8,978
	Private for-profit	404	403	380	24
Type	Four or more years	59,848	21,239	10,470	49,378
	At least 2 but less than 4 years	135	-	-	135