

Distance Education State Almanac

GEORGIA



Julia E. Seaman, Ph.D.

Research Director, Bay View Analytics

Jeff Seaman, Ph.D.

Director, Bay View Analytics



National setting

Student enrollment in higher education institutions has undergone fundamental changes over the last decade, a condition only exacerbated by the impact of the COVID-19 pandemic. Between 2012 and 2019, the total number of students enrolled at U.S. degree-granting institutions dropped by almost 1.1 million. At the same time, the number of students taking at least one online course grew by 2 million, from 5.4 million to 7.4 million, representing 37.2% of all students in 2019. The net result of these two changes was far fewer students studying on campus, from 18.3 million in 2012 to 16.4 million by 2019.

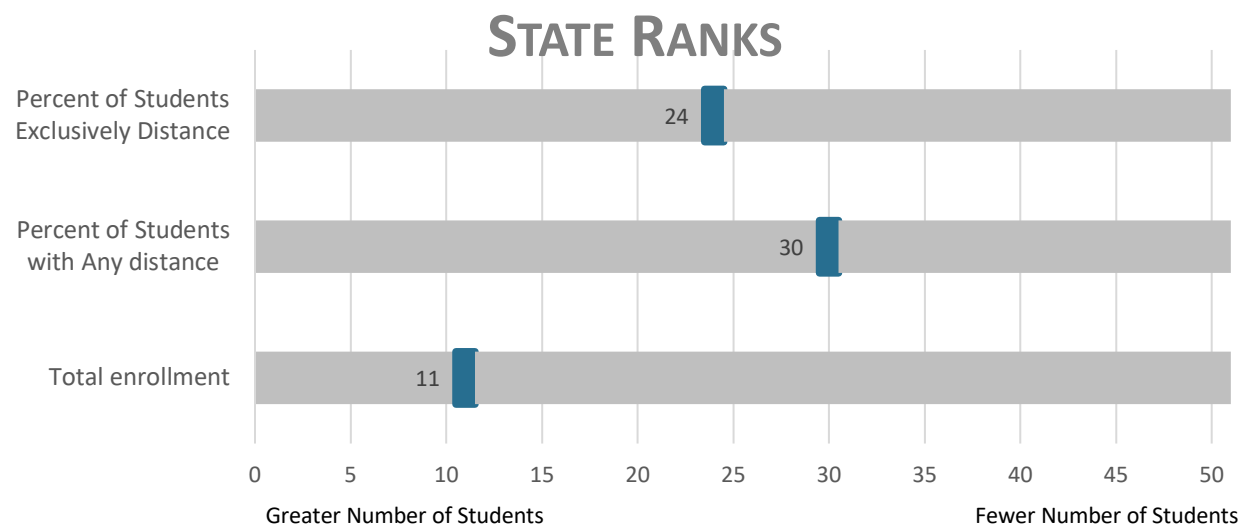
The information presented in the report represent the classifications and enrollments for Fall 2019 and were measured before the start of the COVID-19 pandemic. National totals include all 50 states, District of Columbia, American Samoa, Federated States of Micronesia, Guam, Marshall Islands, Northern Marianas, Palau, Puerto Rico, and the Virgin Islands.

Georgia

Georgia has 113 degree-granting higher education institutions, representing 2.8% of all such institutions in the United States. Of these institutions, 50 are classified as public, 37 as private not-for-profit, and 26 as private for-profit. Of these 113 institutions, 71 offer four-year programs, and 42 offer two-year programs.

The state has 553,755 students enrolled across its institutions and ranks 11th in terms of total higher education student enrollment. Between 2012 and 2019, the total number of students enrolled nationally declined by 5.0%. For Georgia, the enrollment increased by 8,395 students, or 1.5%. Georgia has 469,877 students studying at the undergraduate level, a loss of 6,938 students from 2012 (-1.5%), compared to a 6.8% national decline. There are 83,878 students studying at the graduate level, which is 15,333 greater than in 2012; this represents a change of 22.4%, where the national data showed an increase of 5.7%.

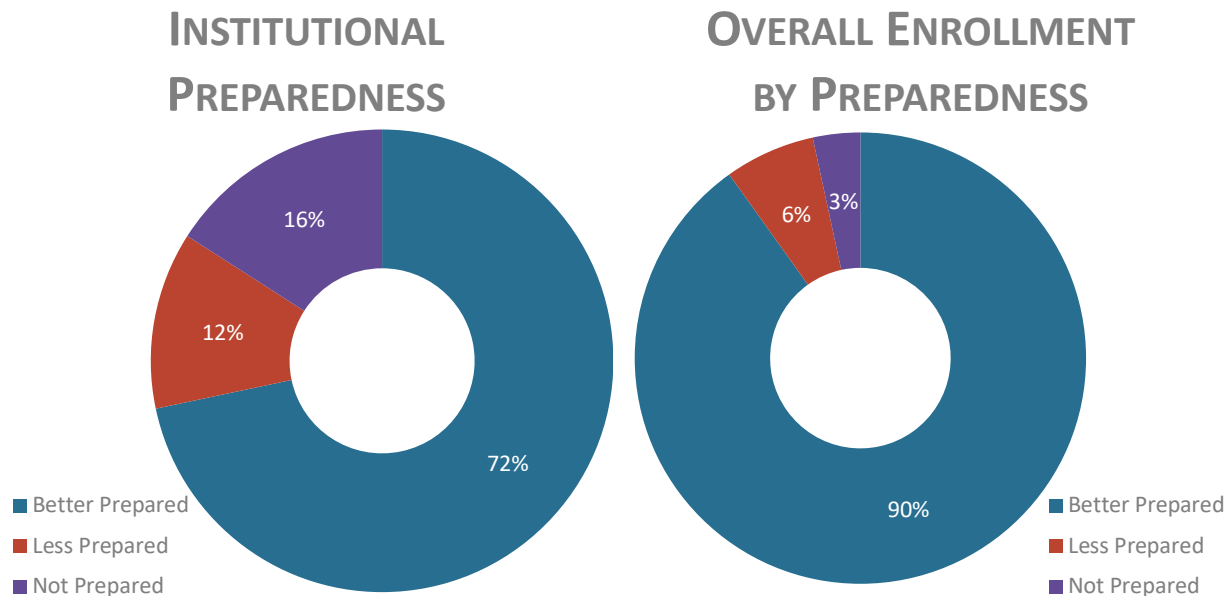
There are 207,637 students in Georgia that take at least one distance course. The state is ranked 30th for the proportion of students taking at least one distance course (37.5%). In 2019, there were 93,351 students taking all of their courses at a distance, a growth of 39,923 students (74.7%) from 2012. Georgia ranks 24th in the proportion of students (16.9%) taking exclusively distance courses in the nation.



COVID-19 Distance Learning Preparedness

Not all higher education institutions were equally prepared to move courses online. Those institutions with a substantial number of students studying at a distance (1,000 or more), or a substantial percentage of their students taking at least one distance course (25% or more), can be expected to have the experience and infrastructure to better support a transition to online learning. Likewise, institutions with no distance students will have the least experience and infrastructure to support such a transition.

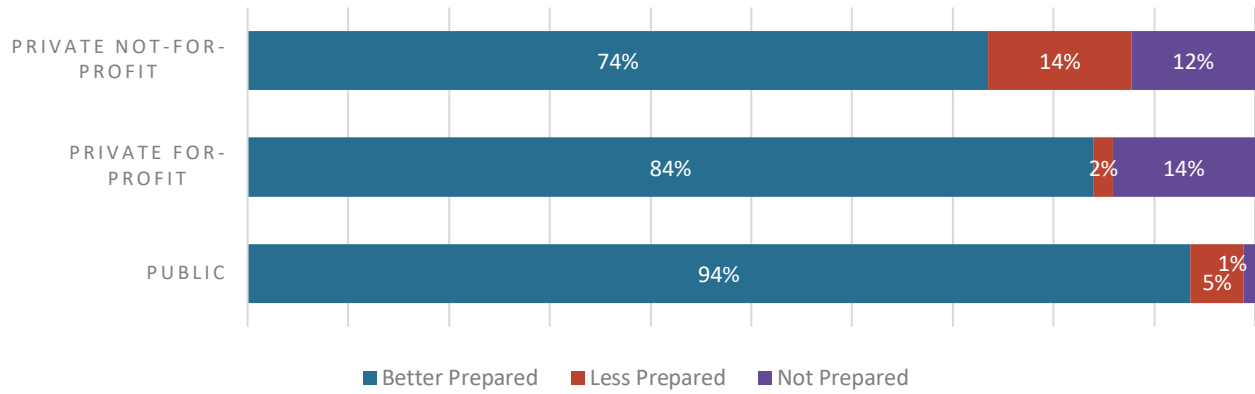
Nationally, 59.3% of all degree-granting institutions meet the criteria of having 25% or more or over 1,000 of their students taking distance courses. In Georgia, 71.7% of institutions are better prepared for moving completely online. These institutions enroll 499,086 students, or 90.1% of all students in the state. There are 18 institutions in Georgia with no distance students (representing 15.9% of the total in state institutions) that were likely not well prepared for a rapid transition to distance learning.



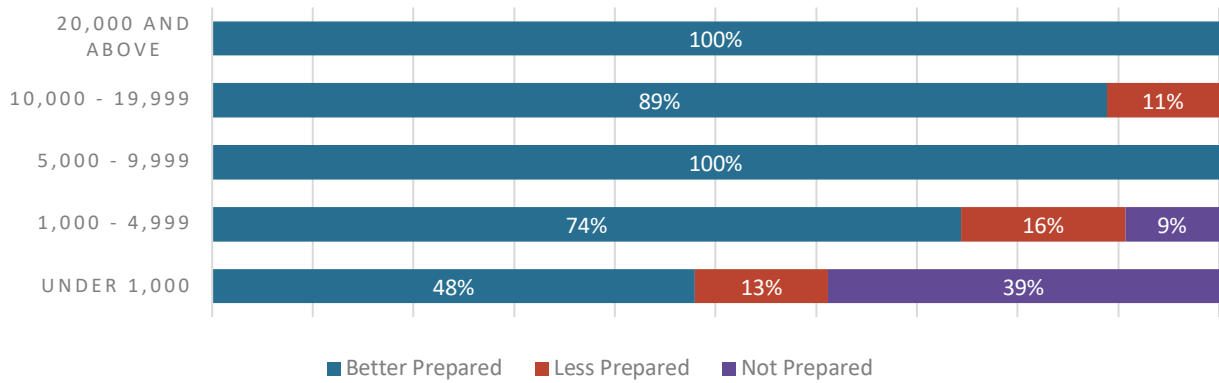
Preparedness Definitions:

- BETTER PREPARED:** Schools with more than 1,000 online students (thus extensive support staff) or having 25 percent or more of their students online
- LESS PREPARED:** Large schools with less than 1,000 online students (thus some support staff) or having less than 25 percent of their students online
- NOT PREPARED:** Schools with no distance enrollment

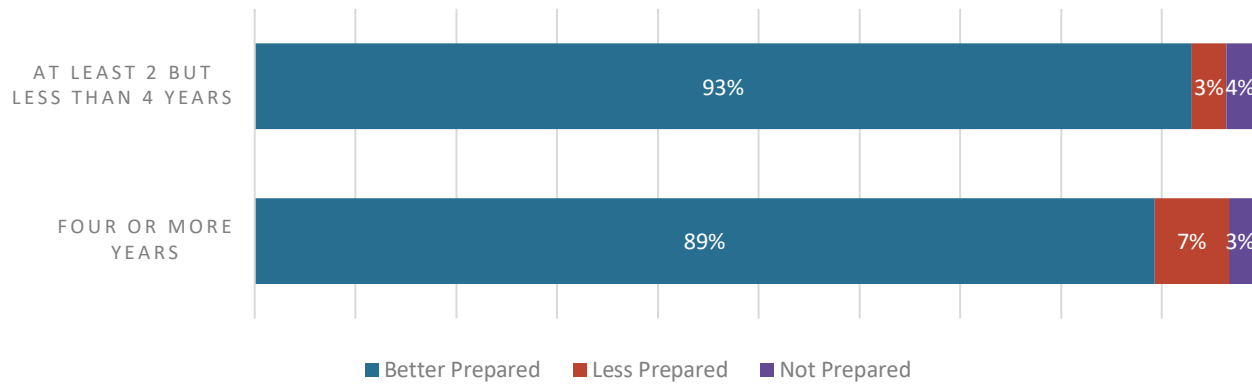
PREPAREDNESS BY CONTROL



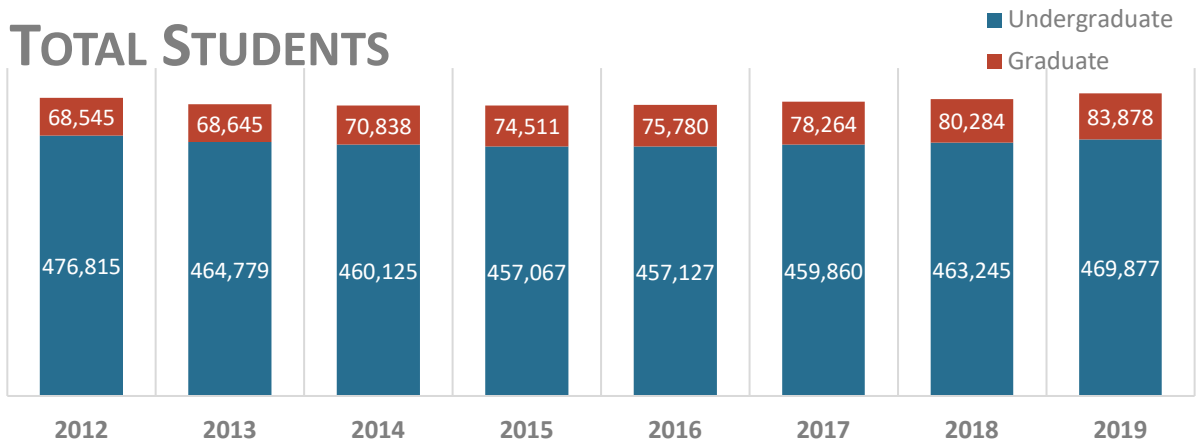
PREPAREDNESS BY SIZE



PREPAREDNESS BY TYPE



State Enrollment



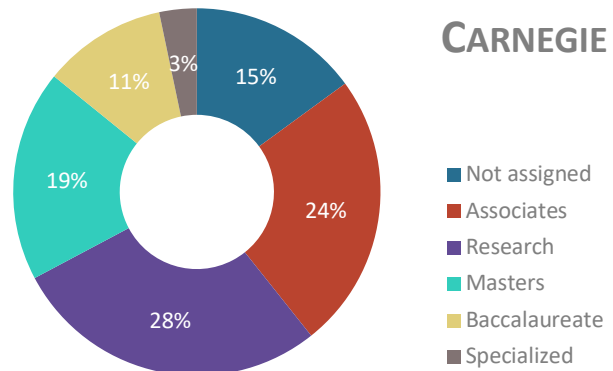
Institutions in Georgia enrolled a total of 553,755 students in the of Fall 2019; 469,877 students were enrolled at the undergraduate level, and 83,878 enrolled at the graduate level. The Fall 2019 figure represents an increase of 8,395 students (1.5%) from the number enrolled in the fall of 2012. The number of undergraduate students decreased by 6,938 during this period, from 476,815 in 2012 to 469,877 in 2019 (-1.5%). The number of graduate students increased from 68,545 to 83,878 (22.4%) in the same period.

Enrollments in Fall 2019 totaled 444,793 students at public institutions (80% of all students), 82,669 students at private not-for-profit institutions (14.9%), and 26,293 students at private for-profit institutions (4.7%). Enrollments at public institutions increased by 22,604 students between 2012 and 2019, while those at private not-for-profit institutions increased by 9,434 students, and those at private for-profit institutions decreased by 23,643 students.

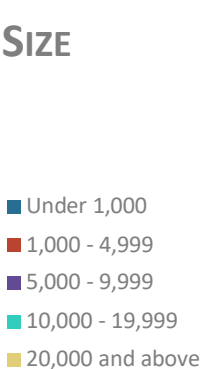
CONTROL



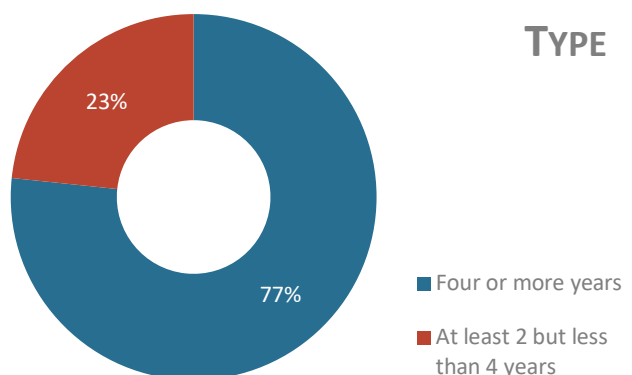
CARNEGIE



SIZE

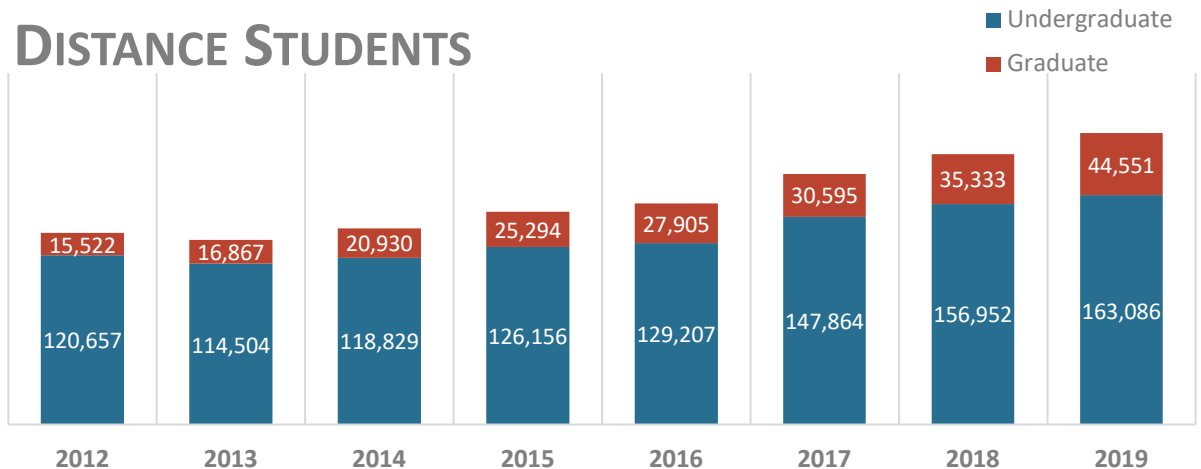


TYPE



State Enrollment

DISTANCE STUDENTS

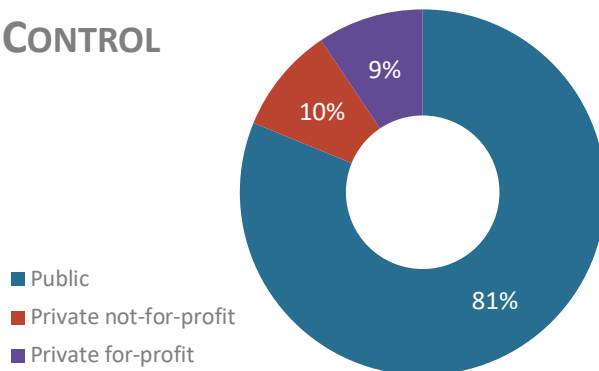


In 2019, a total of 207,637 students took at least one distance course from Georgia institutions; 163,086 (34.7% of all undergraduate students) were enrolled at the undergraduate level, and 44,551 (53.1% of all graduate students) were enrolled at the graduate level.

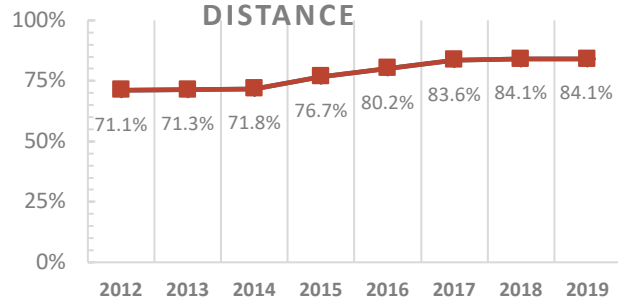
Among undergraduate level distance students, 134,593 were enrolled at institutions classified as public, 13,329 as private not-for-profit, and 15,164 as private for profit. At the graduate-level, 33,976 distance students were enrolled at institutions classified as public, 6,245 as private not-for-profit, and 4,330 as private for profit.

The number of undergraduate distance enrollments at Georgia institutions increased by 42,429 (35.2%) between Fall 2012 and Fall 2019, while the number of graduate distance enrollments grew by 29,029 (187.0%) during this same period.

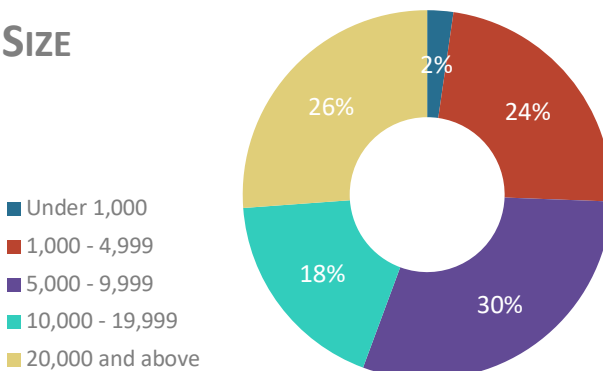
CONTROL



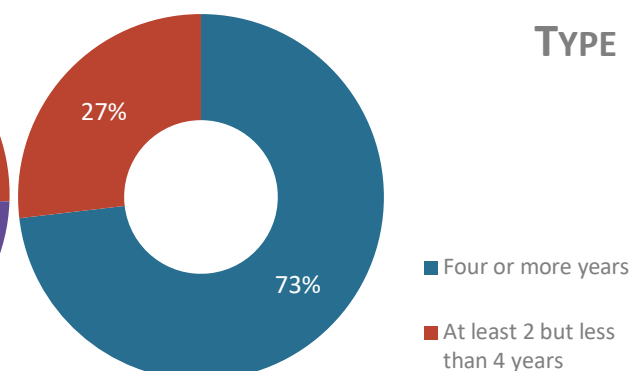
% INSTITUTIONS WITH DISTANCE



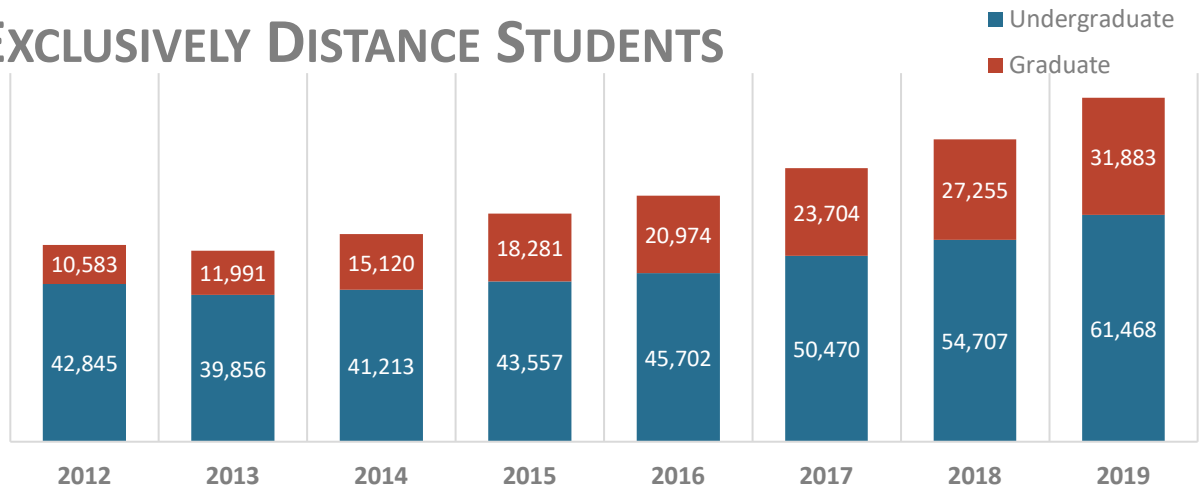
SIZE



TYPE

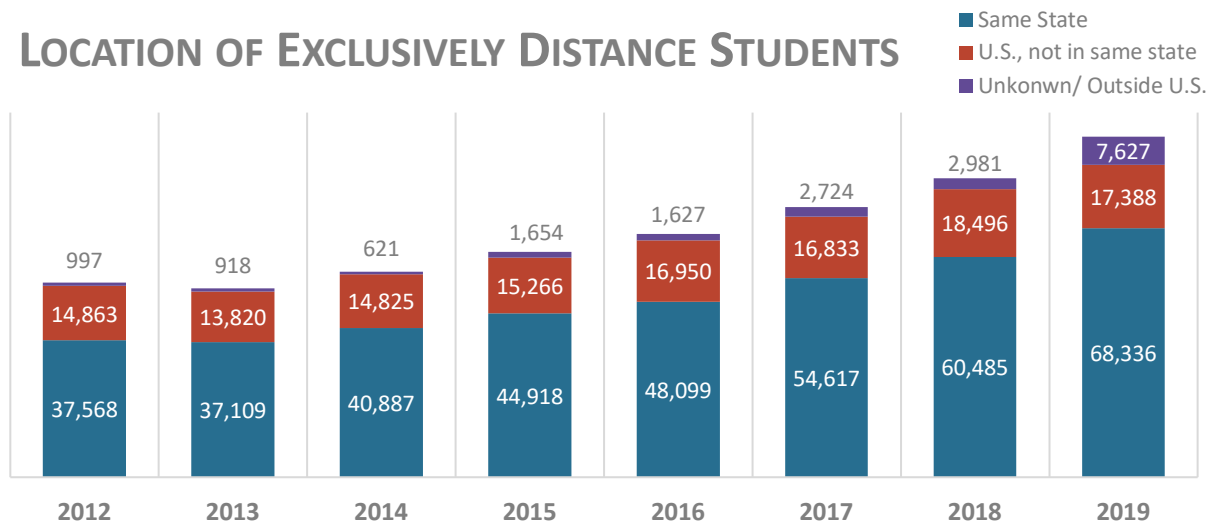


EXCLUSIVELY DISTANCE STUDENTS

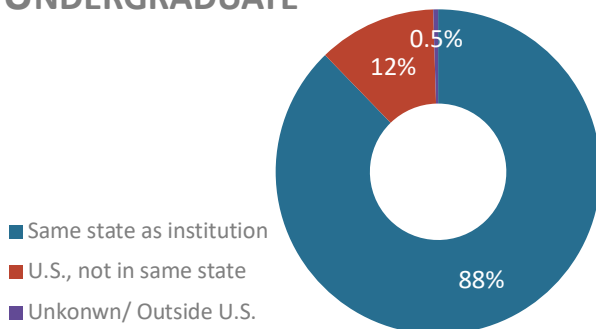


A total of 93,351 students were taking all of their courses at a distance from Georgia institutions in the fall of 2019. This represents 16.9% of the enrolled students in the state, which ranks the state at number 24 in the U.S. The number of exclusively distance students who reside in Georgia while taking courses from an institution in Georgia was 37,568 in 2012 and grew to 68,336 by 2019. There are 25,015 students enrolled as exclusively distance students in Georgia institutions who reside outside Georgia, or whose place of residence is unknown.

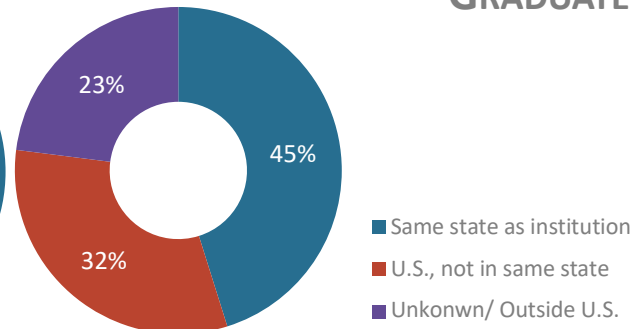
LOCATION OF EXCLUSIVELY DISTANCE STUDENTS



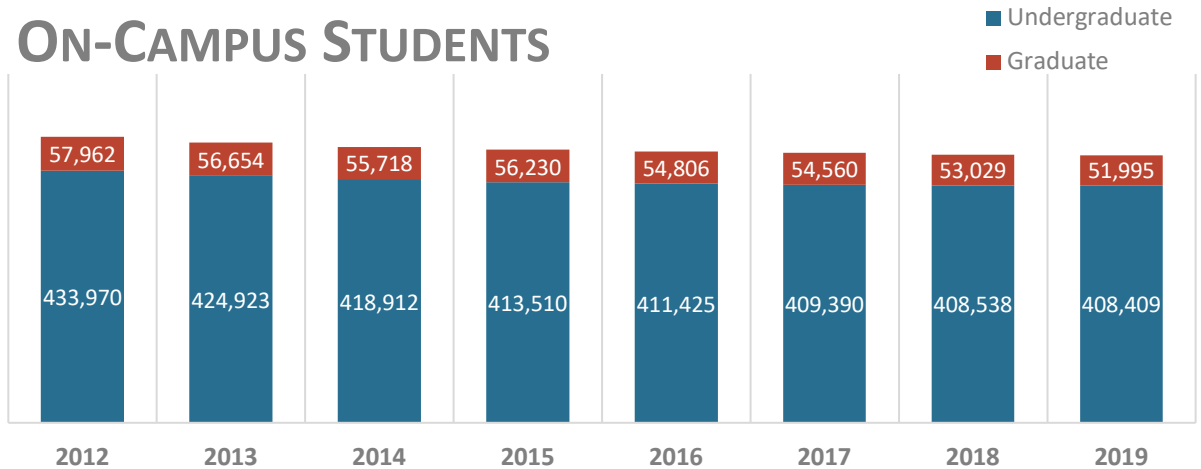
UNDERGRADUATE



GRADUATE

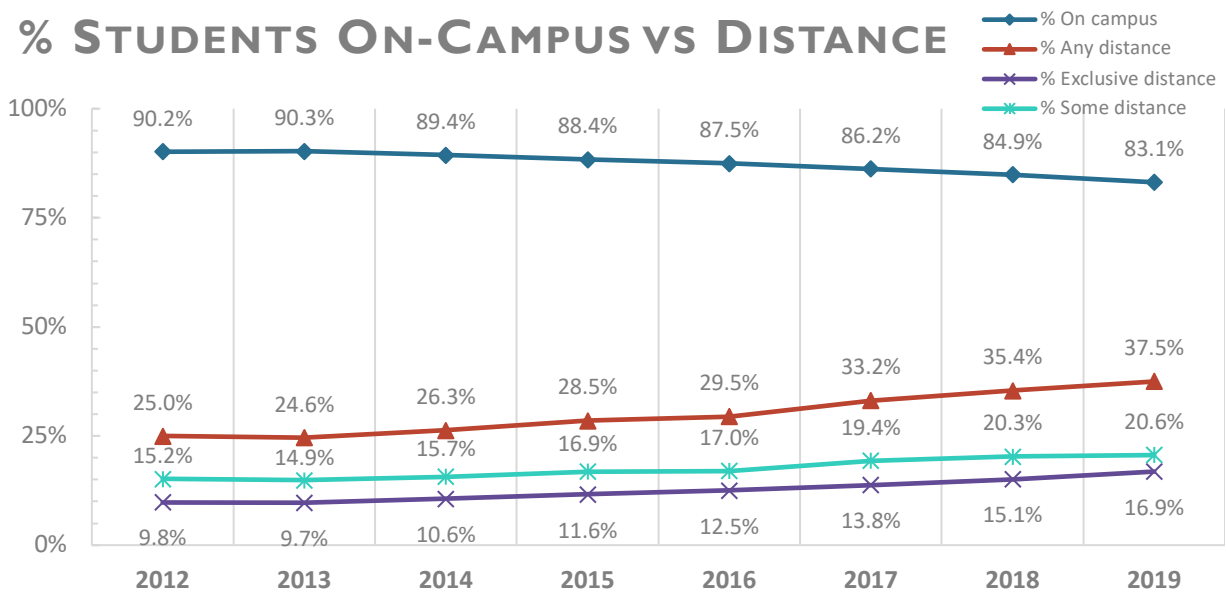


ON-CAMPUS STUDENTS

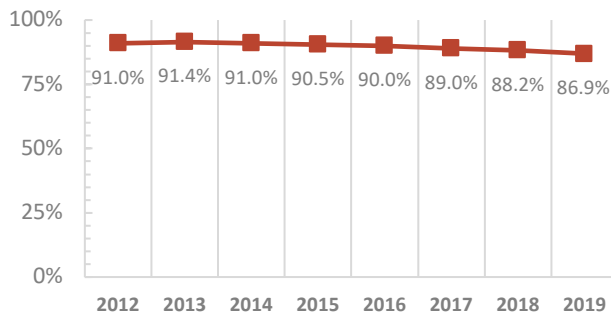


On-campus students are those who take one or more of their courses physically on-campus. The number of students studying on campus declined from 491,932 to 460,404 between 2012 and 2019 in Georgia, representing a reduction of 6.4%. This compares to a national decrease of 10.3% for the same period. In 2019, 86.9% of undergraduate students and 62.0% of graduate students in Georgia were taking at least one on-campus course.

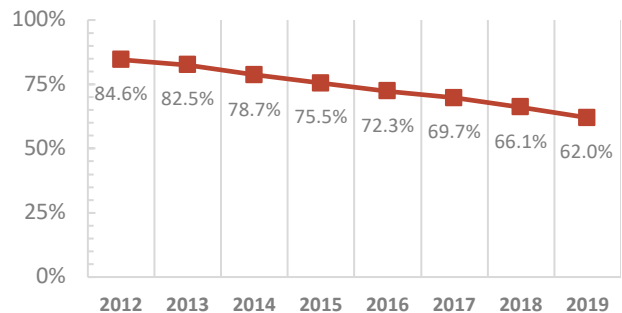
% STUDENTS ON-CAMPUS VS DISTANCE



% ON-CAMPUS: UNDERGRADUATE



% ON-CAMPUS: GRADUATE



INSTITUTIONS

	Georgia	National	State Rank	State as % of National
Total institutions	113	4,089	9	2.8%
Institutions w/ distance	95	3,161	9	3.0%
% Institution w/ distance	84.1%	77.3%	9	

ENROLLMENTS

Georgia		Total	Any Distance	Exclusive Distance	On Campus
	Total	553,755	207,637	93,351	460,404
Size	Under 1,000	18,056	4,745	1,911	16,145
	1,000 - 4,999	126,535	48,398	20,092	106,443
	5,000 - 9,999	119,941	62,408	33,888	86,053
	10,000 - 19,999	115,099	37,781	14,667	100,432
	20,000 and above	174,124	54,305	22,793	151,331
Carnegie	Not assigned	82,837	42,052	24,509	58,328
	Associates	134,800	59,337	21,972	112,828
	Research	154,652	37,402	17,884	136,768
	Masters	103,013	49,263	20,153	82,860
	Baccalaureate	60,209	15,472	6,852	53,357
	Specialized	18,244	4,111	1,981	16,263
Control	Public	444,793	168,569	66,849	377,944
	Private not-for-profit	82,669	19,574	9,819	72,850
	Private for-profit	26,293	19,494	16,683	9,610
Type	Four or more years	424,487	151,880	71,529	352,958
	At least 2 but less than 4 years	129,268	55,757	21,822	107,446