



digital learning
C O M P A S S

Distance Education State Almanac 2017

Idaho

Julia E. Seaman, Ph.D.

Research Director, Babson Survey Research Group

Jeff Seaman, Ph.D.

Director, Babson Survey Research Group



This work is licensed under a Creative Commons Attribution-ShareAlike 4.0 International License.
by Babson Survey Research Group, e-Literate, and WCET

State maps images are by TUBS [CC BY-SA 3.0 (<https://creativecommons.org/licenses/by-sa/3.0/>)], via Wikimedia Commons

Idaho



	State	% of National
Population	1,683,140	0.5%
18-55 Population	740,582	0.5%
Number of Institutions	20	0.4%

Idaho has 20 degree-granting higher education institutions, which represent 0.4% of all such institutions in the United States. These institutions enrolled a total of 121,108 students as of fall 2015 (113,244 of which are studying at the undergraduate level and 7,864 at the graduate level). The fall 2015 figure is an increase of 12,925 students (or 11.9%) from the number enrolled in the fall of 2012.

Among the total student body, 60,704 (57,192 undergraduates and 3,512 graduate students) were taking at least one course at a distance. This is 50.1% of the enrolled student body, which is higher than the national average rate of 29.7%. The number of students taking distance education courses in the state increased by 20,727 (or 51.8%) between fall 2012 and fall 2015. This is higher than the national level of growth of 11.0%.

34,129 students in Idaho are taking all of their courses at a distance, made up of 31,719 undergraduates and 2,410 graduates. This represents 28.2% of all students enrolled in the state, a rate that is higher than the national average of 14.3%. A total of 9,114 (or 26.7% of these exclusively online students) live in Idaho, the remainder come from outside of the state. This rate is lower than the national in-state average of 55.1%.

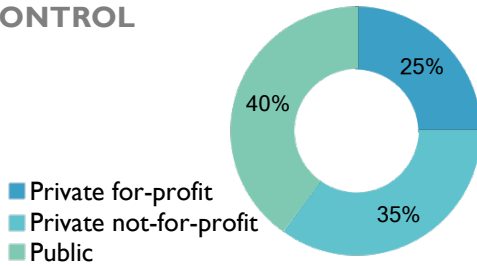
The number of students that take any of their courses on campus, including those who take all of their courses on campus and those who take a mix of on-campus and distance courses, is 86,979, or 71.8% of the total student enrollment in Idaho. This number represents a decrease in proportion on campus from the four years prior (87.2% from 94,335 students in 2012). The -15.4% rate is a larger change than the national 1.7% decrease.

Overall and Distance Enrollment - 2015

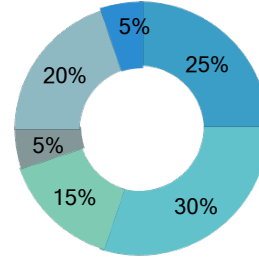
		Total		Undergraduate		Graduate	
		All Students	Any Distance	All Students	Any Distance	All Students	Any Distance
	Total	121,108	60,704	113,244	57,192	7,864	3,512
Control	Private for-profit	1,118	177	1,114	173	4	4
	Private not-for-profit	47,651	34,222	46,908	33,827	743	395
	Public	72,339	26,305	65,222	23,192	7,117	3,113
Type	2 to 4-year	22,590	9,175	22,590	9,175	0	0
	4-year or more	98,518	51,529	90,654	48,017	7,864	3,512
Institutional Enrollment Size	Under 1,000	2,382	180	2,378	176	4	4
	1,000 - 4,999	6,905	2,156	6,162	1,761	743	395
	5,000 - 9,999	21,482	9,115	21,482	9,115	0	0
	10,000 - 19,999	24,450	9,038	20,316	7,020	4,134	2,018
	20,000 and above	65,889	40,215	62,906	39,120	2,983	1,095
Carnegie	Associate's College	22,261	9,164	22,261	9,164	0	0
	Baccalaureate College	49,176	35,107	49,141	35,103	35	4
	Doctoral University	46,536	15,702	39,419	12,589	7,117	3,113
	Master's College	2,207	668	1,495	273	712	395
	Specialized	928	63	928	63	0	0
	Unassigned	0	0	0	0	0	0

Distribution of State Institutions

CONTROL

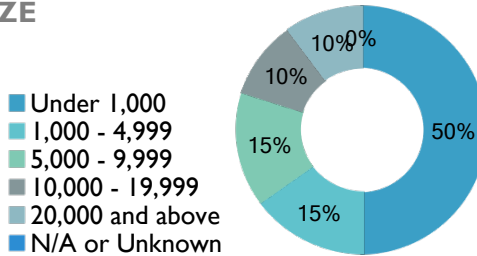


CARNEGIE

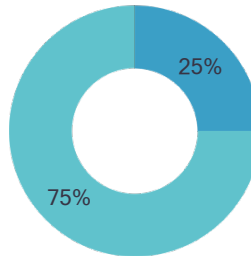


- Associate's College
- Baccalaureate College
- Doctoral University
- Master's College
- Specialized
- Unassigned

SIZE



TYPE

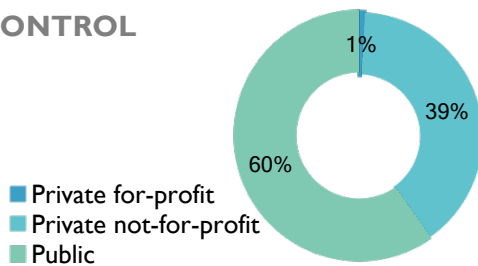


- Under 1,000
- 1,000 - 4,999
- 5,000 - 9,999
- 10,000 - 19,999
- 20,000 and above
- N/A or Unknown

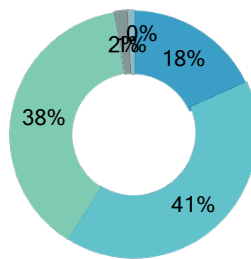
- 2 to 4-year
- 4-year or more

Distribution of Total Student Enrollment

CONTROL

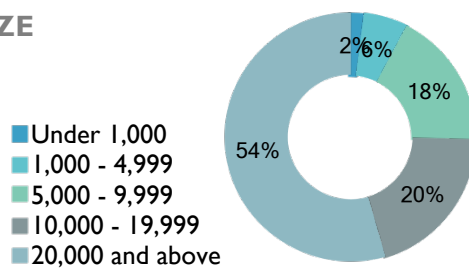


CARNEGIE

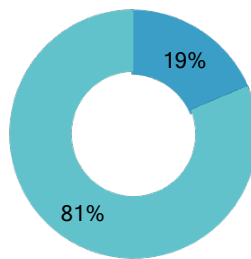


- Associate's College
- Baccalaureate College
- Doctoral University
- Master's College
- Specialized
- Unassigned

SIZE



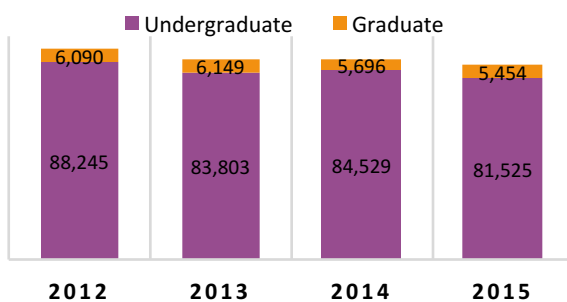
TYPE



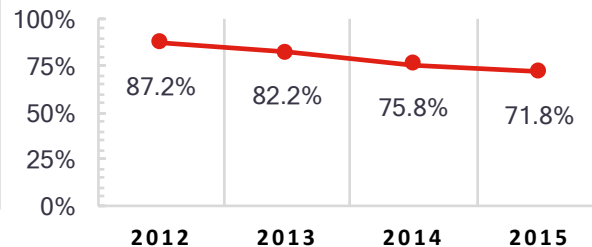
- Under 1,000
- 1,000 - 4,999
- 5,000 - 9,999
- 10,000 - 19,999
- 20,000 and above

- 2 to 4-year
- 4-year or more

On-Campus Students

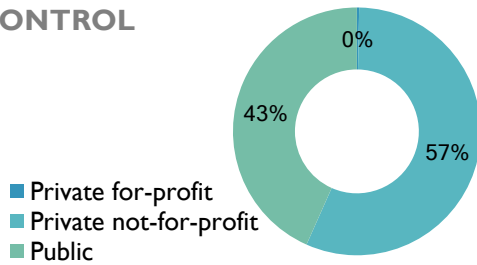


PERCENT ON CAMPUS

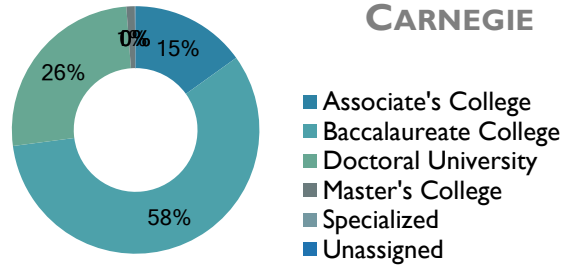


Distribution of Distance Student Enrollment

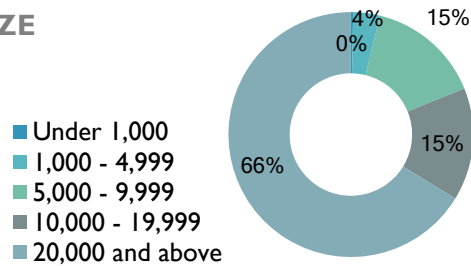
CONTROL



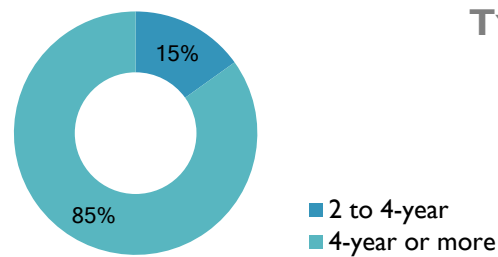
CARNEGIE



SIZE

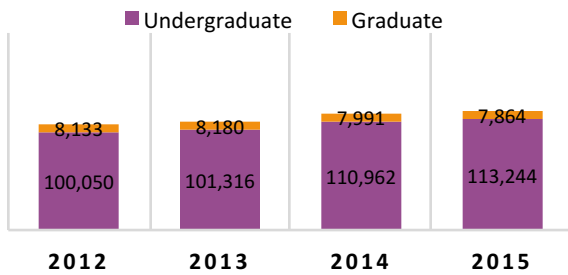


TYPE

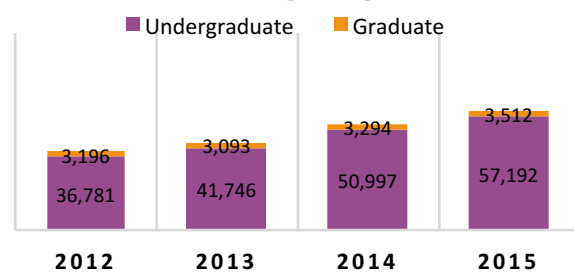


Enrollment Trends

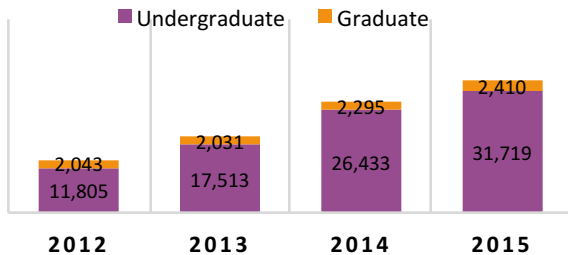
TOTAL STUDENTS



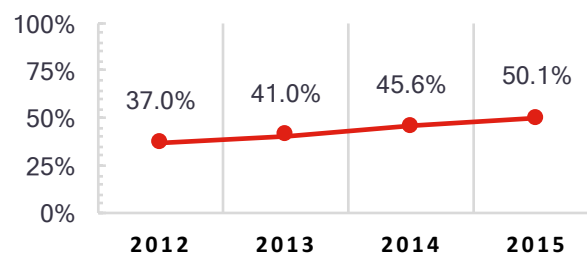
ANY DISTANCE



EXCLUSIVELY DISTANCE

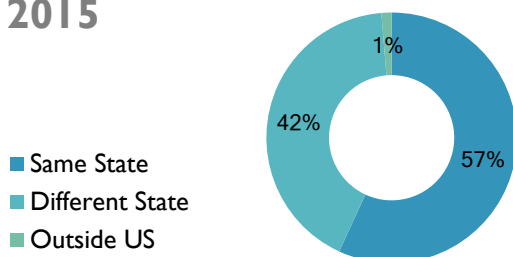


PERCENT DISTANCE

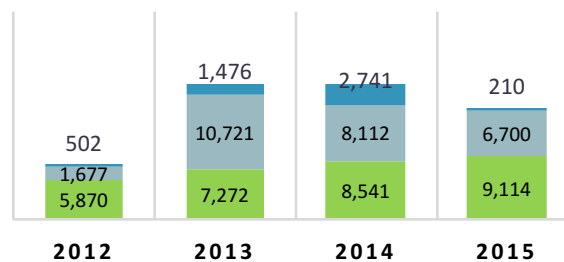


Exclusively Distance Student Locations

2015



2012-2015



Overall Enrollment in Idaho

Top 10 Institutions by Total Numbers of Students - 2015

Rank	Institution	Total	Undergrad	Graduate	Control
1	Brigham Young University-Idaho	43,803	43,803	0	Private not-for-profit
2	Boise State University	22,086	19,103	2,983	Public
3	Idaho State University	13,078	11,200	1,878	Public
4	University of Idaho	11,372	9,116	2,256	Public
5	College of Western Idaho	8,391	8,391	0	Public
6	College of Southern Idaho	7,548	7,548	0	Public
7	North Idaho College	5,543	5,543	0	Public
8	Lewis-Clark State College	3,633	3,633	0	Public
9	Northwest Nazarene University	2,207	1,495	712	Private not-for-profit
10	The College of Idaho	1,065	1,034	31	Private not-for-profit

Top 10 Institutions by Enrollment Growth 2012-2015

Rank	Institution	2012	2015	Change	Control
1	Brigham Young University-Idaho	23,261	43,803	20,542	Private not-for-profit
2	Stevens-Henager College	55	118	63	Private not-for-profit
3	The College of Idaho	1,059	1,065	6	Private not-for-profit
4					
5					
6					
7					
8					
9					
10					

Distance Enrollment in Idaho

Top 10 Institutions by Distance Enrollment - 2015

Rank	Institution	Total	Undergrad	Graduate	Control
1	Brigham Young University-Idaho	33,551	33,551	0	Private not-for-profit
2	Boise State University	6,664	5,569	1,095	Public
3	Idaho State University	5,752	4,656	1,096	Public
4	North Idaho College	3,312	3,312	0	Public
5	University of Idaho	3,286	2,364	922	Public
6	College of Western Idaho	3,280	3,280	0	Public
7	College of Southern Idaho	2,523	2,523	0	Public
8	Lewis-Clark State College	1,488	1,488	0	Public
9	Northwest Nazarene University	668	273	395	Private not-for-profit
10	University of Phoenix-Idaho	68	64	4	Private for-profit

Top 10 Institutions by Distance Enrollment Growth 2012-2015

Rank	Institution	2012	2015	Change	Control
1	Brigham Young University-Idaho	11,763	33,551	21,788	Private not-for-profit
2	Boise State University	5,315	6,664	1,349	Public
3	Idaho State University	5,671	5,752	81	Public
4	Carrington College-Boise	0	60	60	Private for-profit
5	University of Phoenix-Idaho	16	68	52	Private for-profit
6					
7					
8					
9					
10					