



digital learning  
C O M P A S S

*Distance Education State Almanac 2017*

# Kansas

**Julia E. Seaman, Ph.D.**

*Research Director, Babson Survey Research Group*

**Jeff Seaman, Ph.D.**

*Director, Babson Survey Research Group*



This work is licensed under a Creative Commons Attribution-ShareAlike 4.0 International License.  
by Babson Survey Research Group, e-Literate, and WCET

State maps images are by TUBS [CC BY-SA 3.0 (<https://creativecommons.org/licenses/by-sa/3.0/>)], via Wikimedia Commons

# Kansas



	State	% of National
<b>Population</b>	2,907,289	0.9%
<b>18-55 Population</b>	1,308,280	0.9%
<b>Number of Institutions</b>	75	1.6%

Kansas has 75 degree-granting higher education institutions, which represent 1.6% of all such institutions in the United States. These institutions enrolled a total of 220,222 students as of fall 2015 (191,908 of which are studying at the undergraduate level and 28,314 at the graduate level). The fall 2015 figure is a decrease of 5,783 students (or -2.6%) from the number enrolled in the fall of 2012.

Among the total student body, 79,683 (66,722 undergraduates and 12,961 graduate students) were taking at least one course at a distance. This is 36.2% of the enrolled student body, which is higher than the national average rate of 29.7%. The number of students taking distance education courses in the state increased by 2,076 (or 2.7%) between fall 2012 and fall 2015. This is lower than the national level of growth of 11.0%.

45,321 students in Kansas are taking all of their courses at a distance, made up of 35,786 undergraduates and 9,535 graduates. This represents 20.6% of all students enrolled in the state, a rate that is higher than the national average of 14.3%. A total of 20,351 (or 44.9% of these exclusively online students) live in Kansas, the remainder come from outside of the state. This rate is lower than the national in-state average of 55.1%.

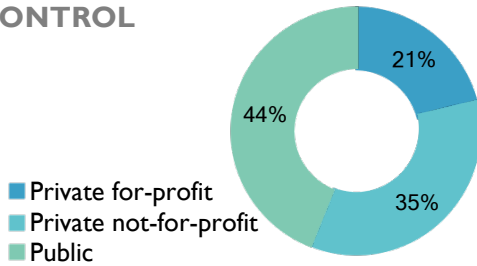
The number of students that take any of their courses on campus, including those who take all of their courses on campus and those who take a mix of on-campus and distance courses, is 174,901, or 79.4% of the total student enrollment in Kansas. This number represents a decrease in proportion on campus from the four years prior (80.9% from 182,760 students in 2012). The -1.4% rate is a smaller change than the national 1.7% decrease.

## Overall and Distance Enrollment - 2015

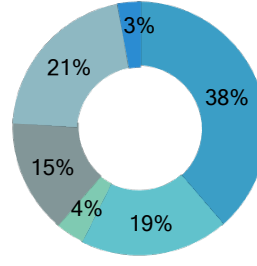
		Total		Undergraduate		Graduate	
		All Students	Any Distance	All Students	Any Distance	All Students	Any Distance
	<b>Total</b>	220,222	79,683	191,908	66,722	28,314	12,961
<b>Control</b>	Private for-profit	15,213	12,801	13,397	10,985	1,816	1,816
	Private not-for-profit	25,249	7,337	20,373	5,253	4,876	2,084
	Public	179,760	59,545	158,138	50,484	21,622	9,061
<b>Type</b>	2 to 4-year	80,594	25,304	80,594	25,304	0	0
	4-year or more	139,628	54,379	111,314	41,418	28,314	12,961
<b>Institutional Enrollment Size</b>	Under 1,000	17,980	4,750	16,849	4,218	1,131	532
	1,000 - 4,999	51,501	16,125	47,756	14,573	3,745	1,552
	5,000 - 9,999	40,074	14,438	35,871	11,592	4,203	2,846
	10,000 - 19,999	59,262	34,969	52,328	29,646	6,934	5,323
	20,000 and above	51,405	9,401	39,104	6,693	12,301	2,708
<b>Carnegie</b>	Associate's College	80,657	26,085	80,657	26,085	0	0
	Baccalaureate College	9,784	2,333	9,454	2,144	330	189
	Doctoral University	65,645	16,884	50,605	12,764	15,040	4,120
	Master's College	58,879	33,069	46,792	24,760	12,087	8,309
	Specialized	4,951	1,051	4,094	708	857	343
	Unassigned	306	261	306	261	0	0

## Distribution of State Institutions

### CONTROL

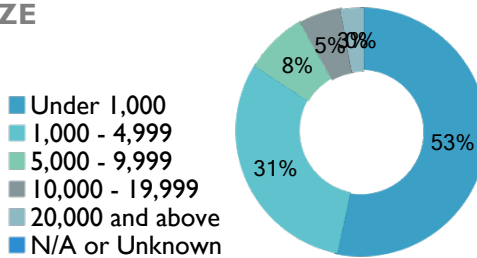


### CARNEGIE

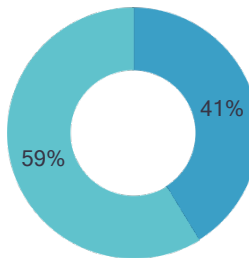


- Associate's College
- Baccalaureate College
- Doctoral University
- Master's College
- Specialized
- Unassigned

### SIZE



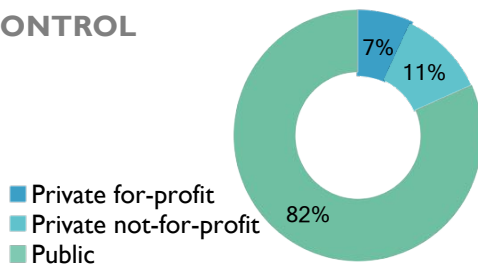
### TYPE



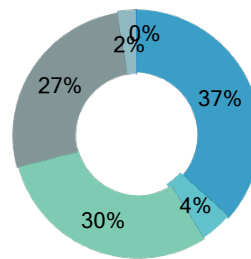
- 2 to 4-year
- 4-year or more

## Distribution of Total Student Enrollment

### CONTROL

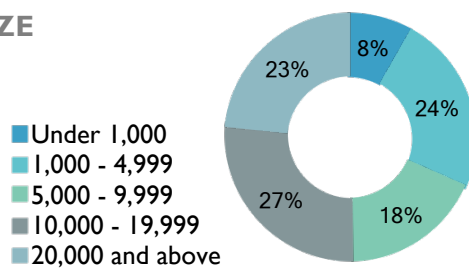


### CARNEGIE

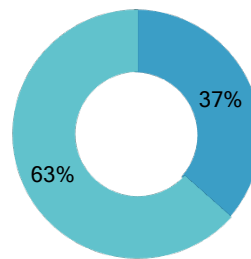


- Associate's College
- Baccalaureate College
- Doctoral University
- Master's College
- Specialized
- Unassigned

### SIZE

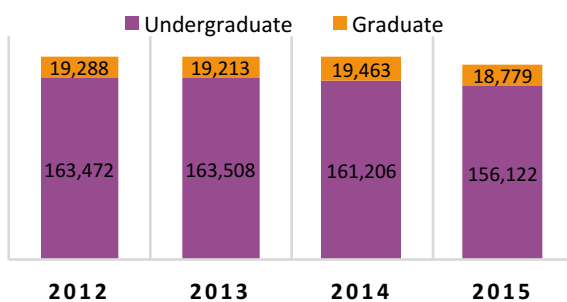


### TYPE

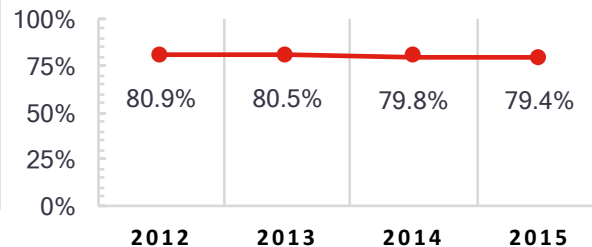


- 2 to 4-year
- 4-year or more

## On-Campus Students

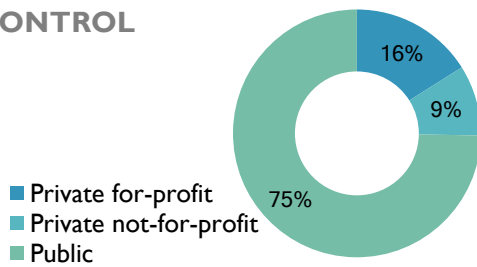


### PERCENT ON CAMPUS

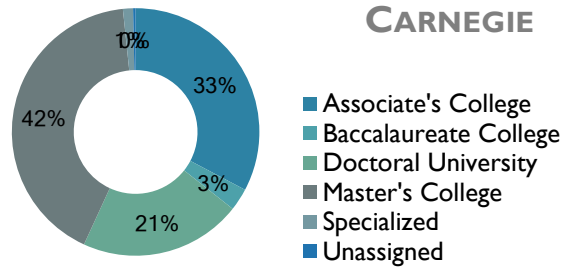


# Distribution of Distance Student Enrollment

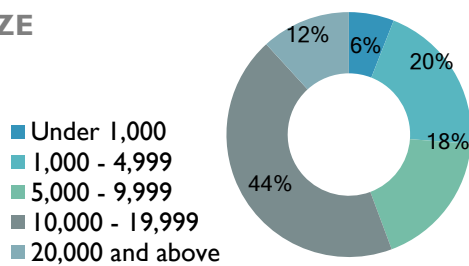
## CONTROL



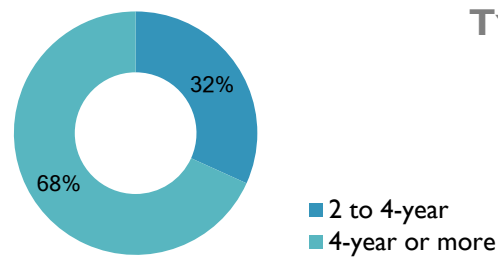
## CARNEGIE



## SIZE

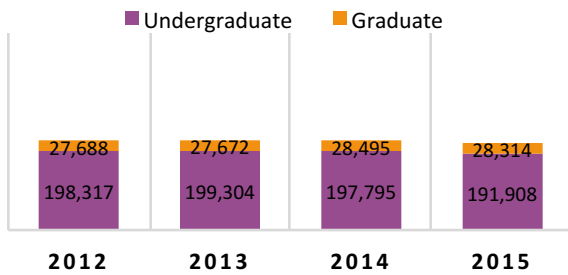


## TYPE

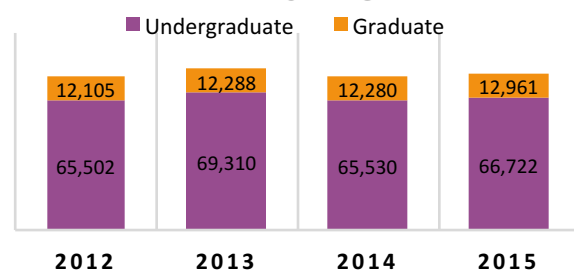


# Enrollment Trends

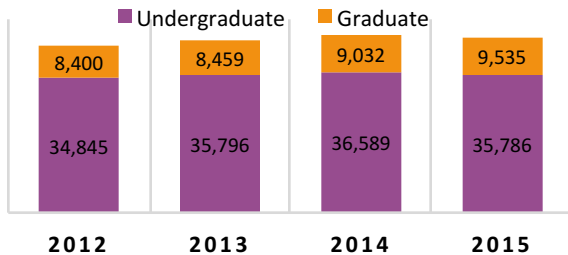
## TOTAL STUDENTS



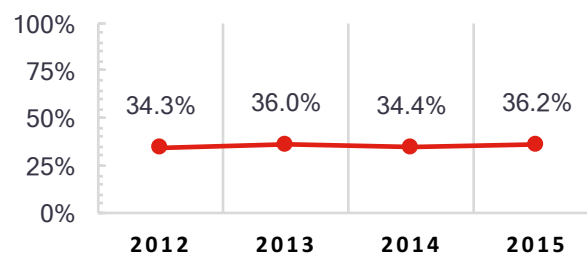
## ANY DISTANCE



## EXCLUSIVELY DISTANCE

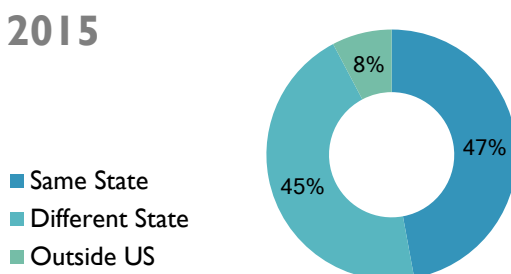


## PERCENT DISTANCE

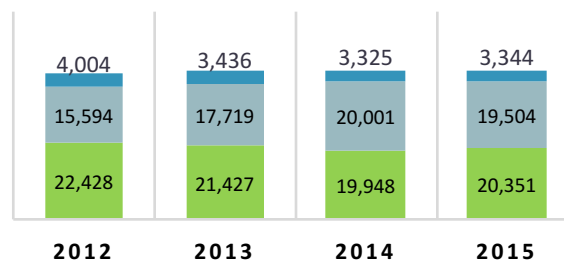


# Exclusively Distance Student Locations

## 2015



## 2012-2015



## Overall Enrollment in Kansas

### Top 10 Institutions by Total Numbers of Students - 2015

Rank	Institution	Total	Undergrad	Graduate	Control
1	University of Kansas	27,259	19,245	8,014	Public
2	Kansas State University	24,146	19,859	4,287	Public
3	Johnson County Community College	19,091	19,091	0	Public
4	Wichita State University	14,240	11,501	2,739	Public
5	Fort Hays State University	14,210	11,831	2,379	Public
6	Grantham University	11,721	9,905	1,816	Private for-profit
7	Butler Community College	8,950	8,950	0	Public
8	Pittsburg State University	7,244	6,093	1,151	Public
9	Washburn University	6,615	5,793	822	Public
10	Emporia State University	6,094	3,864	2,230	Public

### Top 10 Institutions by Enrollment Growth 2012-2015

Rank	Institution	2012	2015	Change	Control
1	Grantham University	9,463	11,721	2,258	Private for-profit
2	Fort Hays State University	13,310	14,210	900	Public
3	Wichita Area Technical College	2,677	3,318	641	Public
4	Central Christian College of Kansas	819	1,369	550	Private not-for-profit
5	Newman University	3,108	3,595	487	Private not-for-profit
6	Highland Community College	2,997	3,343	346	Public
7	University of Saint Mary	1,187	1,427	240	Private not-for-profit
8	Emporia State University	5,867	6,094	227	Public
9	Northwest Kansas Technical College	562	779	217	Public
10	Flint Hills Technical College	751	944	193	Public

## Distance Enrollment in Kansas

### Top 10 Institutions by Distance Enrollment - 2015

Rank	Institution	Total	Undergrad	Graduate	Control
1	Grantham University	11,721	9,905	1,816	Private for-profit
2	Fort Hays State University	10,950	8,855	2,095	Public
3	Wichita State University	7,483	6,071	1,412	Public
4	Kansas State University	4,894	3,518	1,376	Public
5	Johnson County Community College	4,815	4,815	0	Public
6	University of Kansas	4,507	3,175	1,332	Public
7	Butler Community College	3,774	3,774	0	Public
8	Emporia State University	2,618	740	1,878	Public
9	Washburn University	2,063	1,808	255	Public
10	Hutchinson Community College	2,060	2,060	0	Public

### Top 10 Institutions by Distance Enrollment Growth 2012-2015

Rank	Institution	2012	2015	Change	Control
1	Grantham University	9,463	11,721	2,258	Private for-profit
2	University of Kansas	2,638	4,507	1,869	Public
3	Fort Hays State University	9,801	10,950	1,149	Public
4	Kansas State University	3,802	4,894	1,092	Public
5	Wright Career College	43	872	829	Private not-for-profit
6	Central Christian College of Kansas	240	813	573	Private not-for-profit
7	Pittsburg State University	1,363	1,906	543	Public
8	Emporia State University	2,218	2,618	400	Public
9	Highland Community College	992	1,385	393	Public
10	Butler Community College	3,446	3,774	328	Public