

Distance Education State Almanac

LOUISIANA



Julia E. Seaman, Ph.D.

Research Director, Bay View Analytics

Jeff Seaman, Ph.D.

Director, Bay View Analytics



National setting

Student enrollment in higher education institutions has undergone fundamental changes over the last decade, a condition only exacerbated by the impact of the COVID-19 pandemic. Between 2012 and 2019, the total number of students enrolled at U.S. degree-granting institutions dropped by almost 1.1 million. At the same time, the number of students taking at least one online course grew by 2 million, from 5.4 million to 7.4 million, representing 37.2% of all students in 2019. The net result of these two changes was far fewer students studying on campus, from 18.3 million in 2012 to 16.4 million by 2019.

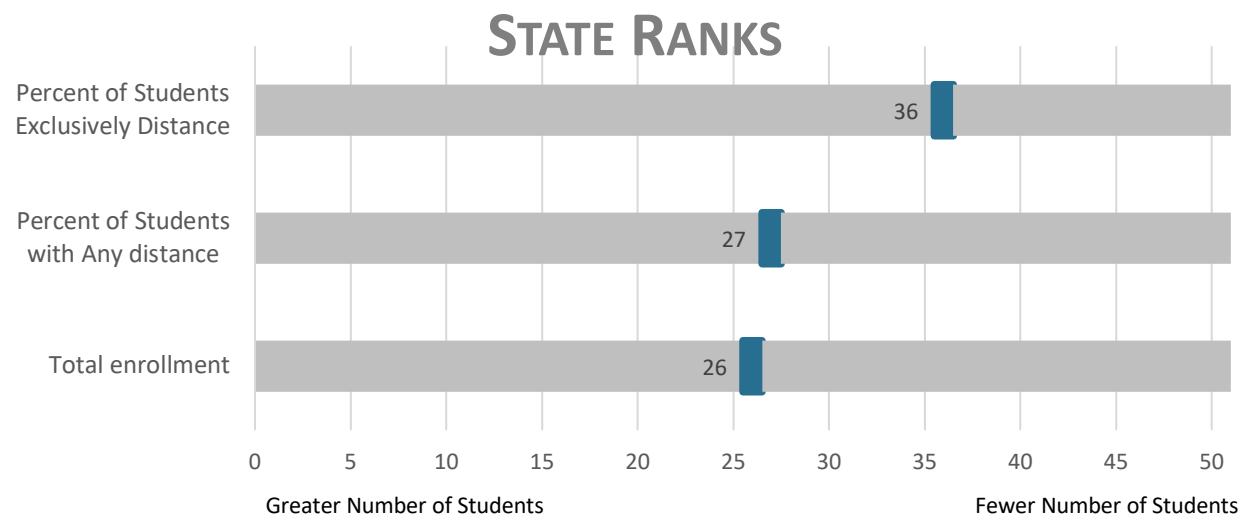
The information presented in the report represent the classifications and enrollments for Fall 2019 and were measured before the start of the COVID-19 pandemic. National totals include all 50 states, District of Columbia, American Samoa, Federated States of Micronesia, Guam, Marshall Islands, Northern Marianas, Palau, Puerto Rico, and the Virgin Islands.

Louisiana

Louisiana has 57 degree-granting higher education institutions, representing 1.4% of all such institutions in the United States. Of these institutions, 31 are classified as public, 17 as private not-for-profit, and 9 as private for-profit. Of these 57 institutions, 31 offer four-year programs, and 26 offer two-year programs.

The state has 246,343 students enrolled across its institutions and ranks 26th in terms of total higher education student enrollment. Between 2012 and 2019, the total number of students enrolled nationally declined by 5.0%. For Louisiana, the enrollment decreased by 15,162 students, or -5.8%. Louisiana has 209,232 students studying at the undergraduate level, a loss of 19,146 students from 2012 (-8.4%), compared to a 6.8% national decline. There are 37,111 students studying at the graduate level, which is 3,984 greater than in 2012; this represents a change of 12.0%, where the national data showed an increase of 5.7%.

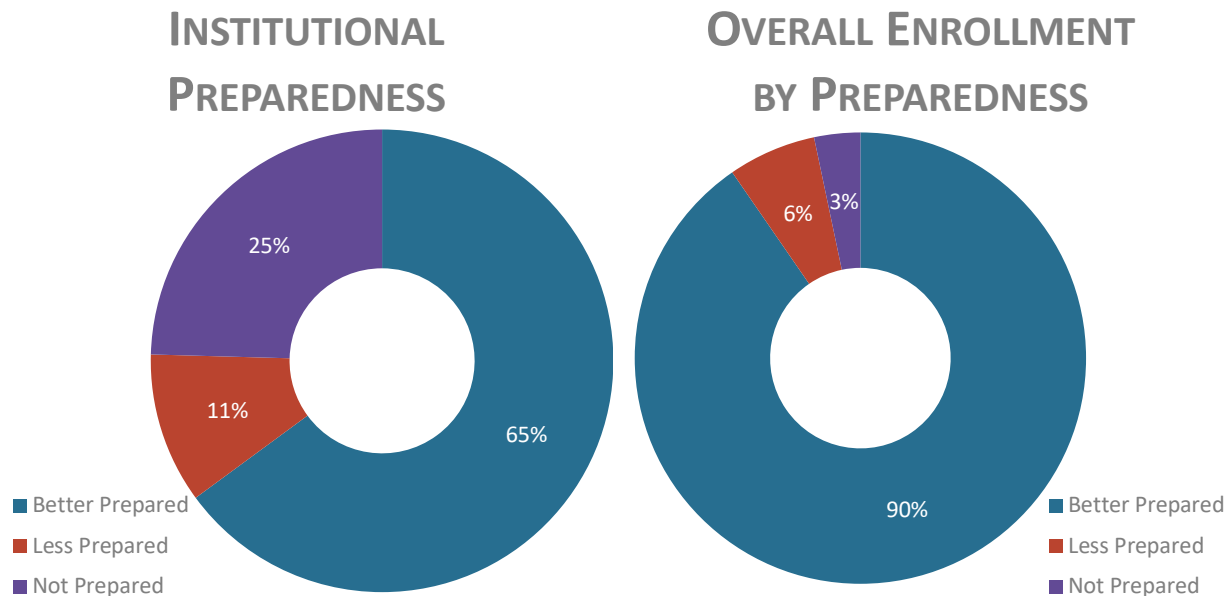
There are 94,434 students in Louisiana that take at least one distance course. The state is ranked 27th for the proportion of students taking at least one distance course (38.3%). In 2019, there were 33,459 students taking all of their courses at a distance, a growth of 22,103 students (194.6%) from 2012. Louisiana ranks 36th in the proportion of students (13.6%) taking exclusively distance courses in the nation.



COVID-19 Distance Learning Preparedness

Not all higher education institutions were equally prepared to move courses online. Those institutions with a substantial number of students studying at a distance (1,000 or more), or a substantial percentage of their students taking at least one distance course (25% or more), can be expected to have the experience and infrastructure to better support a transition to online learning. Likewise, institutions with no distance students will have the least experience and infrastructure to support such a transition.

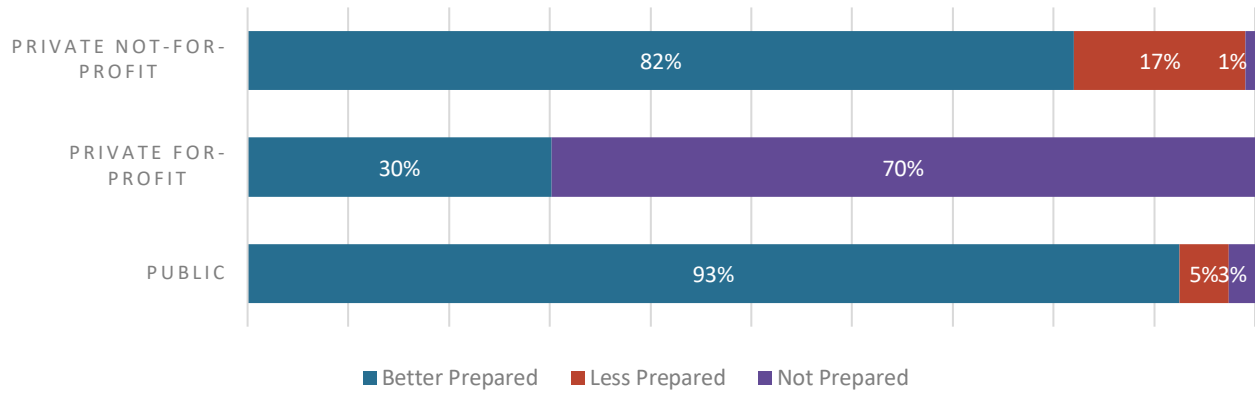
Nationally, 59.3% of all degree-granting institutions meet the criteria of having 25% or more or over 1,000 of their students taking distance courses. In Louisiana, 64.9% of institutions are better prepared for moving completely online. These institutions enroll 222,664 students, or 90.4% of all students in the state. There are 14 institutions in Louisiana with no distance students (representing 24.6% of the total in state institutions) that were likely not well prepared for a rapid transition to distance learning.



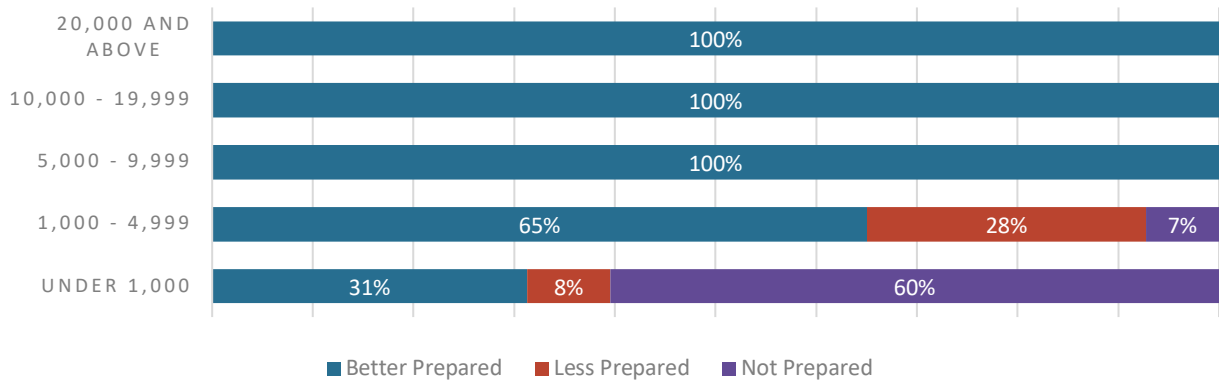
Preparedness Definitions:

- BETTER PREPARED:** Schools with more than 1,000 online students (thus extensive support staff) or having 25 percent or more of their students online
- LESS PREPARED:** Large schools with less than 1,000 online students (thus some support staff) or having less than 25 percent of their students online
- NOT PREPARED:** Schools with no distance enrollment

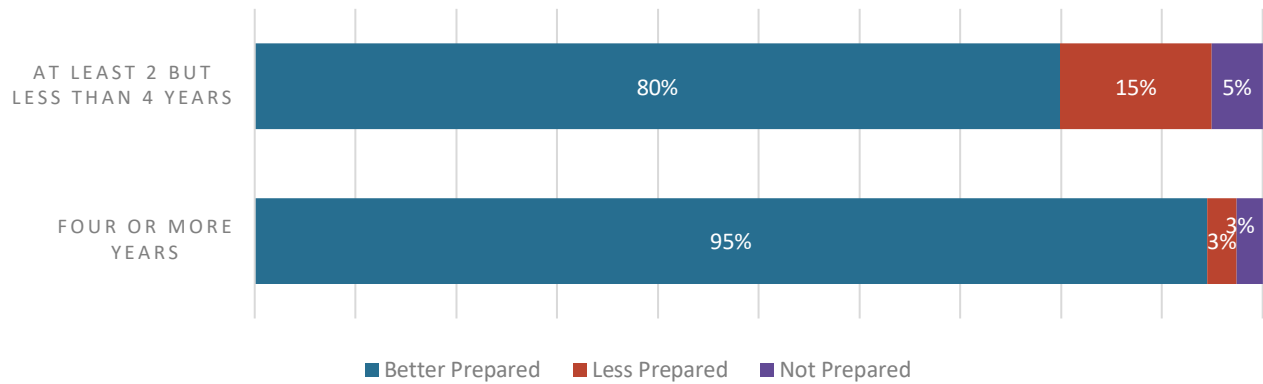
PREPAREDNESS BY CONTROL



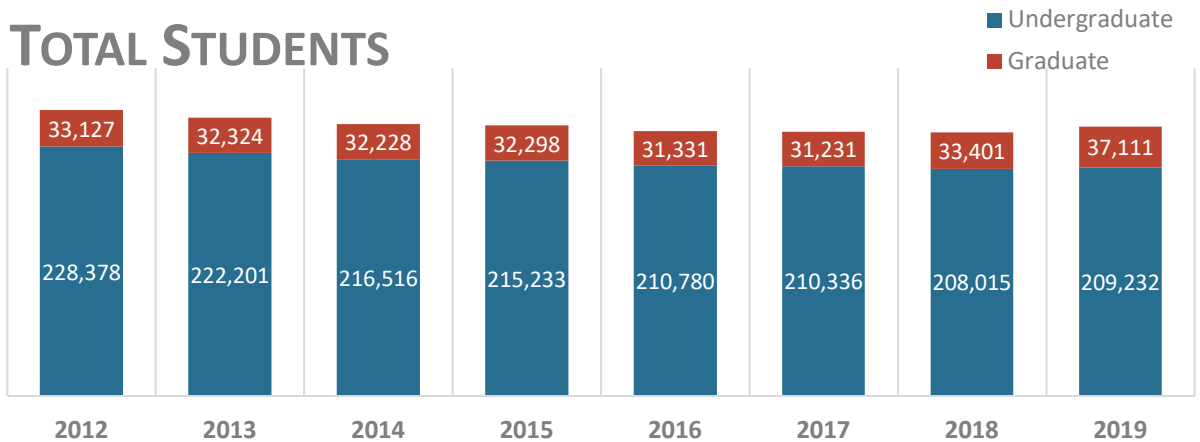
PREPAREDNESS BY SIZE



PREPAREDNESS BY TYPE



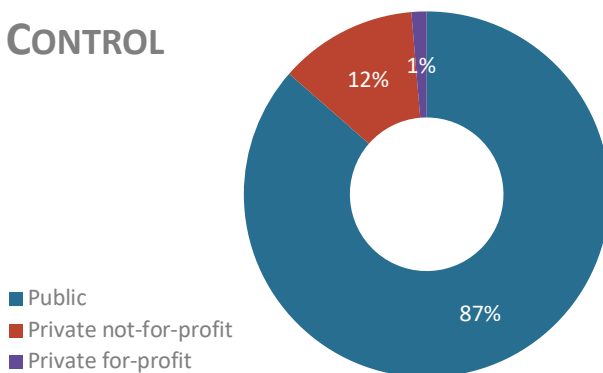
State Enrollment



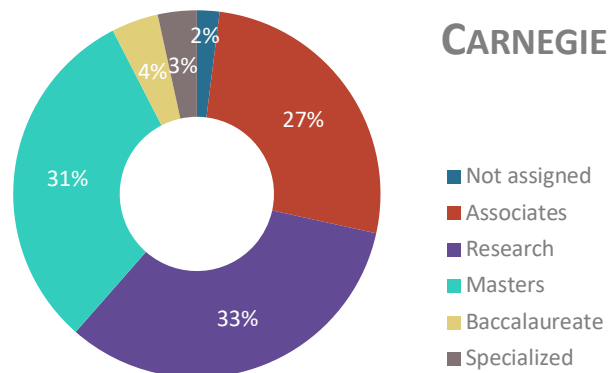
Institutions in Louisiana enrolled a total of 246,343 students in the of Fall 2019; 209,232 students were enrolled at the undergraduate level, and 37,111 enrolled at the graduate level. The Fall 2019 figure represents a decrease of 15,162 students (-5.8%) from the number enrolled in the fall of 2012. The number of undergraduate students decreased by 19,146 during this period, from 228,378 in 2012 to 209,232 in 2019 (-8.4%). The number of graduate students increased from 33,127 to 37,111 (12.0%) in the same period.

Enrollments in Fall 2019 totaled 212,960 students at public institutions (86% of all students), 30,084 students at private not-for-profit institutions (12.2%), and 3,299 students at private for-profit institutions (1.3%). Enrollments at public institutions decreased by 8,011 students between 2012 and 2019, while those at private not-for-profit institutions decreased by 1,456 students, and those at private for-profit institutions decreased by 5,695 students.

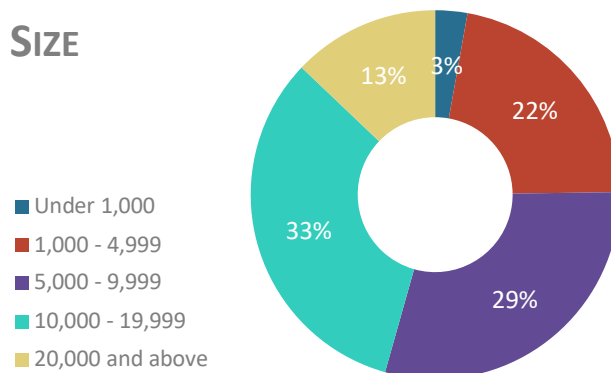
CONTROL



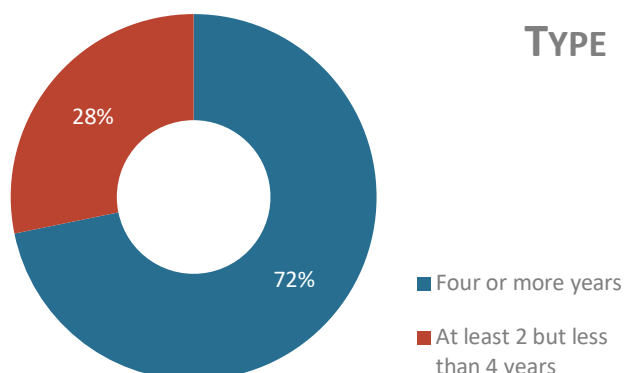
CARNEGIE



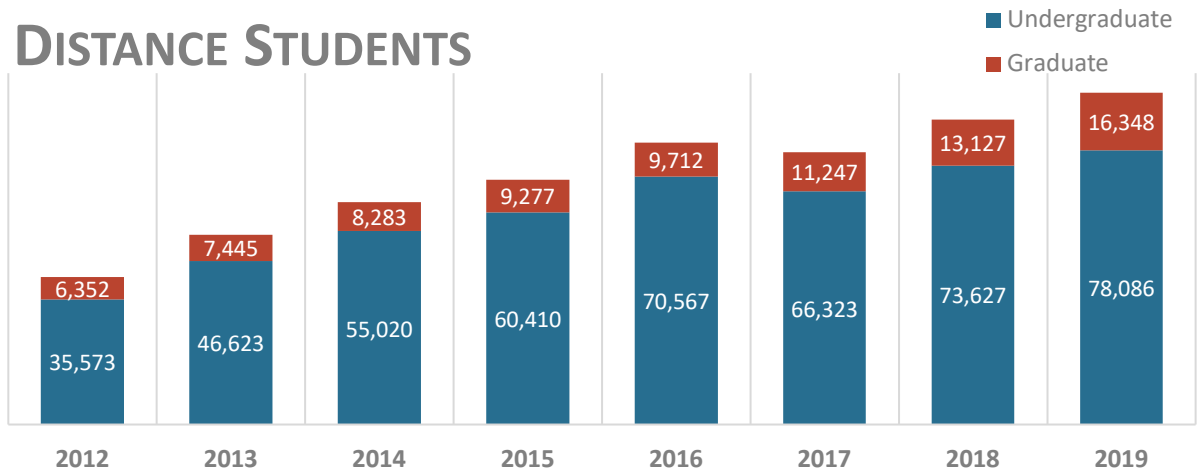
SIZE



TYPE



DISTANCE STUDENTS

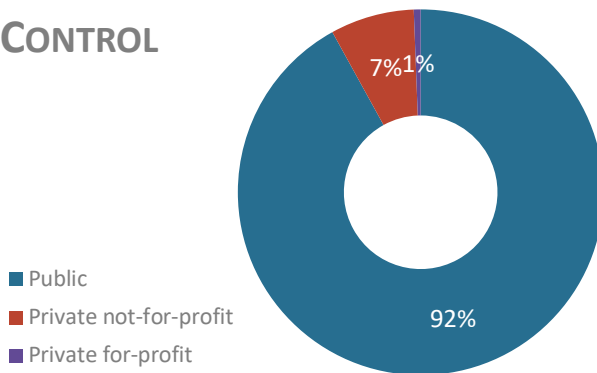


In 2019, a total of 94,434 students took at least one distance course from Louisiana institutions; 78,086 (37.3% of all undergraduate students) were enrolled at the undergraduate level, and 16,348 (44.1% of all graduate students) were enrolled at the graduate level.

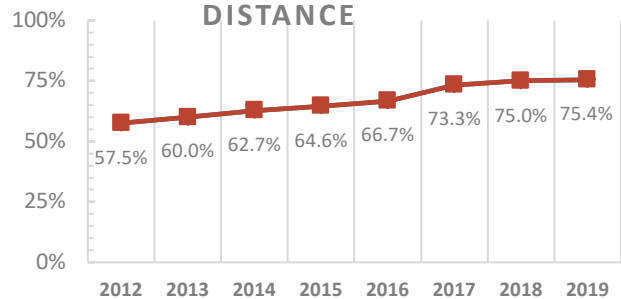
Among undergraduate level distance students, 72,834 were enrolled at institutions classified as public, 4,681 as private not-for-profit, and 571 as private for profit. At the graduate-level, 14,024 distance students were enrolled at institutions classified as public, 2,324 as private not-for-profit, and 0 as private for profit.

The number of undergraduate distance enrollments at Louisiana institutions increased by 42,513 (119.5%) between Fall 2012 and Fall 2019, while the number of graduate distance enrollments grew by 9,996 (157.4%) during this same period.

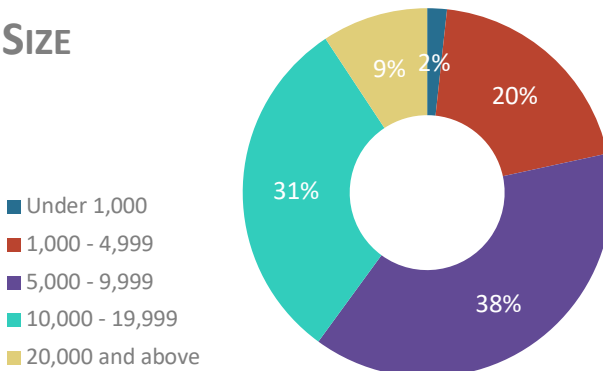
CONTROL



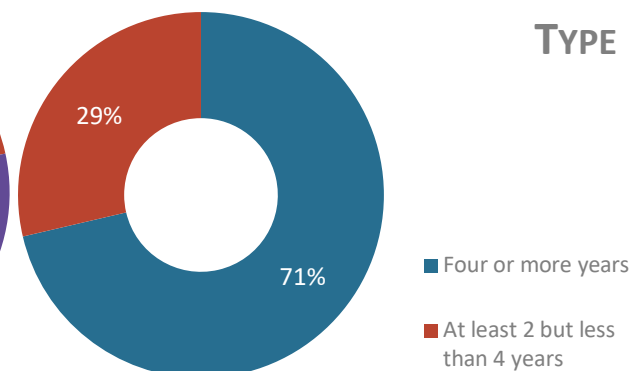
% INSTITUTIONS WITH DISTANCE



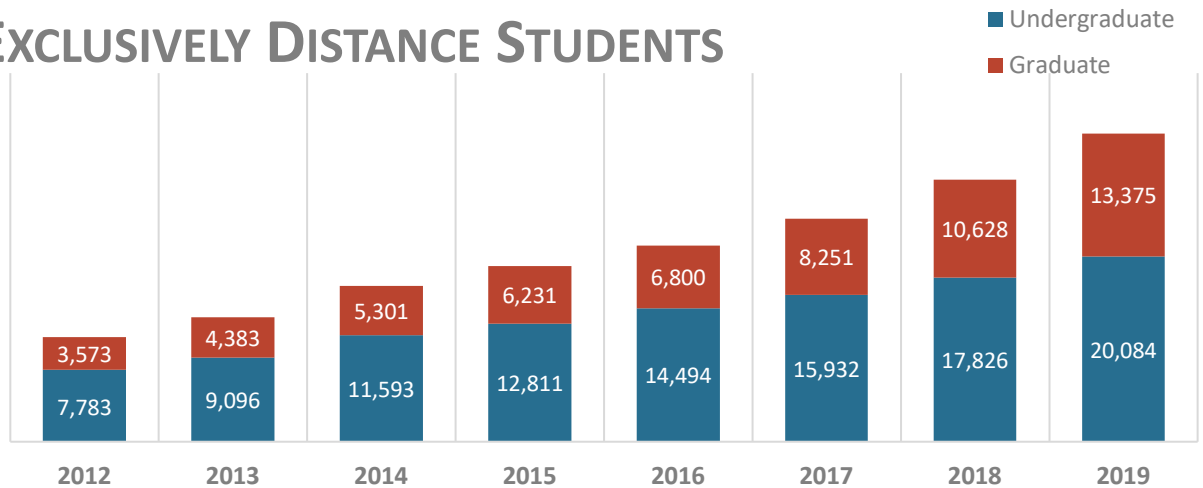
SIZE



TYPE

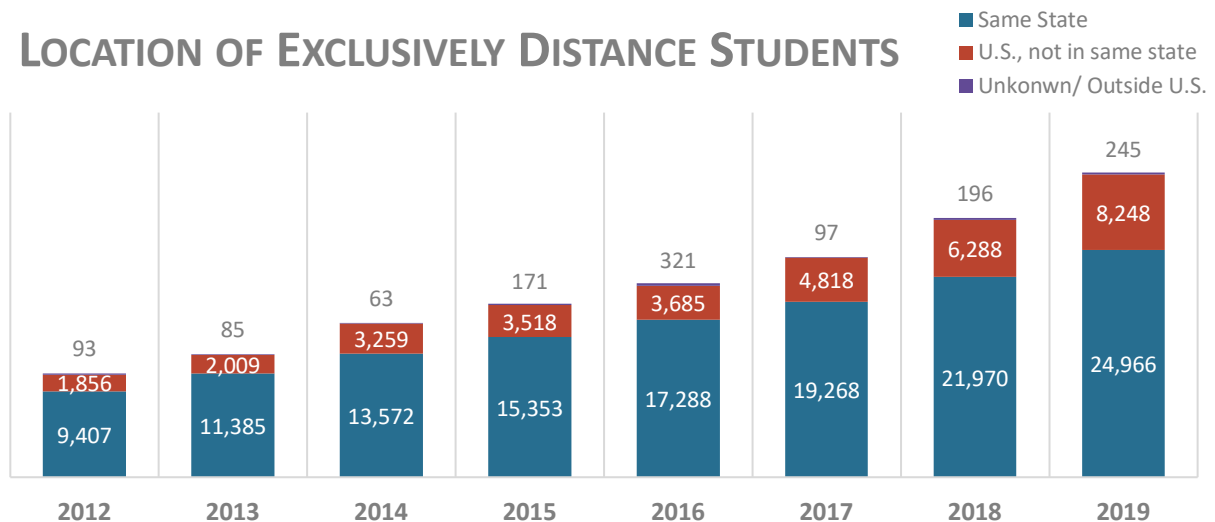


EXCLUSIVELY DISTANCE STUDENTS




A total of 33,459 students were taking all of their courses at a distance from Louisiana institutions in the fall of 2019. This represents 13.6% of the enrolled students in the state, which ranks the state at number 36 in the U.S. The number of exclusively distance students who reside in Louisiana while taking courses from an institution in Louisiana was 9,407 in 2012 and grew to 24,966 by 2019. There are 8,493 students enrolled as exclusively distance students in Louisiana institutions who reside outside Louisiana, or whose place of residence is unknown.

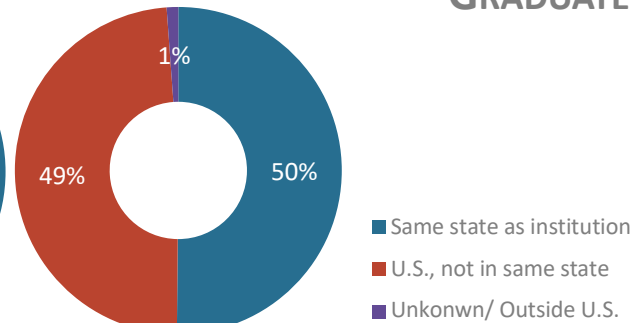
LOCATION OF EXCLUSIVELY DISTANCE STUDENTS



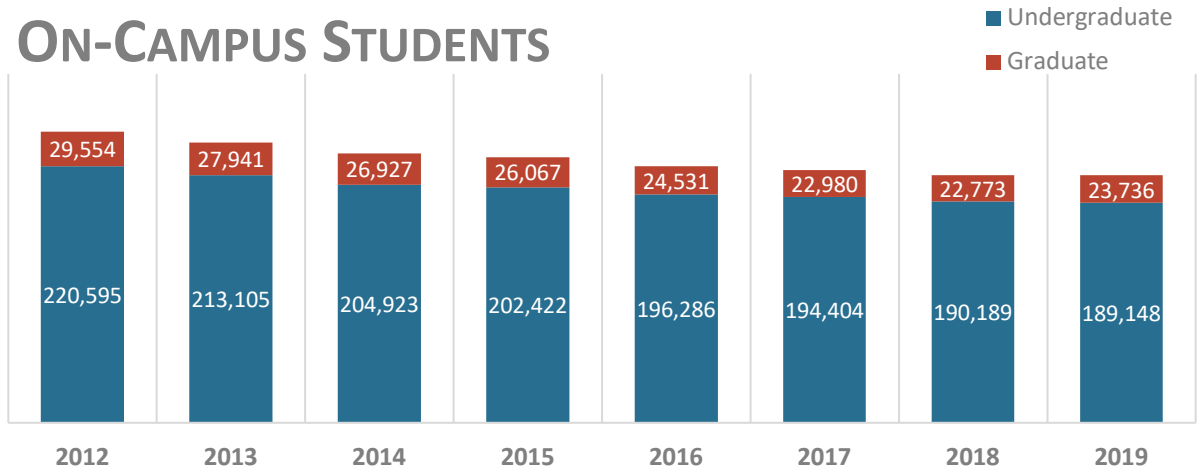
UNDERGRADUATE



GRADUATE

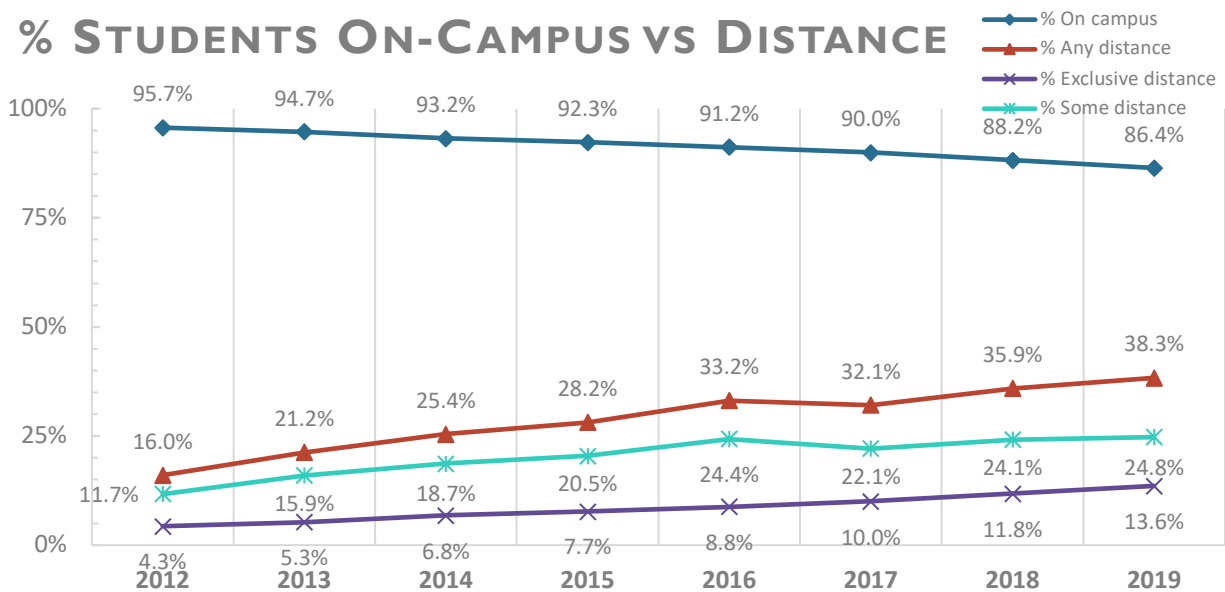


ON-CAMPUS STUDENTS

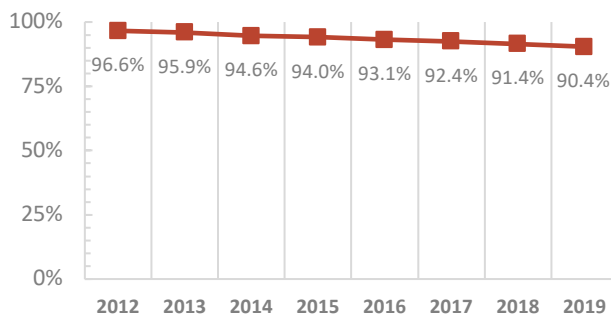


On-campus students are those who take one or more of their courses physically on-campus. The number of students studying on campus declined from 250,149 to 212,884 between 2012 and 2019 in Louisiana, representing a reduction of 14.9%. This compares to a national decrease of 10.3% for the same period. In 2019, 90.4% of undergraduate students and 64.0% of graduate students in Louisiana were taking at least one on-campus course.

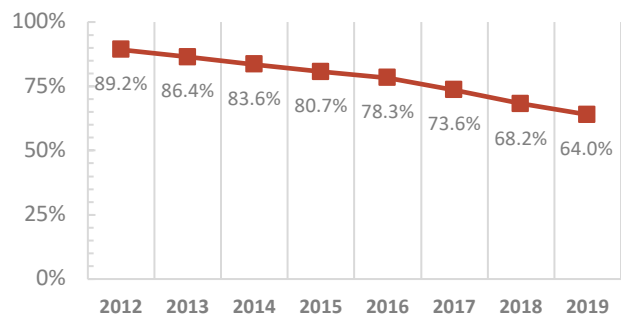
% STUDENTS ON-CAMPUS VS DISTANCE



% ON-CAMPUS: UNDERGRADUATE



% ON-CAMPUS: GRADUATE



INSTITUTIONS

| | Louisiana | National | State Rank | State as % of National |
|----------------------------------|-----------|----------|------------|------------------------|
| Total institutions | 57 | 4,089 | 26 | 1.4% |
| Institutions w/ distance | 43 | 3,161 | 30 | 1.4% |
| % Institution w/ distance | 75.4% | 77.3% | 31 | |

ENROLLMENTS

| Louisiana | | Total | Any Distance | Exclusive Distance | On Campus |
|-----------------|---|---------|--------------|--------------------|-----------|
| Total | | 246,343 | 94,434 | 33,459 | 212,884 |
| Size | Under 1,000 | 6,938 | 1,626 | 513 | 6,425 |
| | 1,000 - 4,999 | 54,108 | 18,771 | 6,019 | 48,089 |
| | 5,000 - 9,999 | 72,915 | 36,302 | 14,809 | 58,106 |
| | 10,000 - 19,999 | 80,626 | 28,960 | 10,964 | 69,662 |
| | 20,000 and above | 31,756 | 8,775 | 1,154 | 30,602 |
| Carnegie | Not assigned | 4,885 | 2,411 | 880 | 4,005 |
| | Associates | 65,174 | 25,049 | 8,283 | 56,891 |
| | Research | 81,353 | 22,620 | 5,316 | 76,037 |
| | Masters | 76,308 | 39,409 | 16,866 | 59,442 |
| | Baccalaureate | 10,181 | 3,518 | 1,461 | 8,720 |
| | Specialized | 8,442 | 1,427 | 653 | 7,789 |
| Control | Public | 212,960 | 86,858 | 30,601 | 182,359 |
| | Private not-for-profit | 30,084 | 7,005 | 2,668 | 27,416 |
| | Private for-profit | 3,299 | 571 | 190 | 3,109 |
| Type | Four or more years | 176,864 | 67,382 | 24,299 | 152,565 |
| | At least 2 but less than 4 years | 69,479 | 27,052 | 9,160 | 60,319 |