

*Distance Education State Almanac*

# MARYLAND



**Julia E. Seaman, Ph.D.**

*Research Director, Bay View Analytics*

**Jeff Seaman, Ph.D.**

*Director, Bay View Analytics*



## National setting

Student enrollment in higher education institutions has undergone fundamental changes over the last decade, a condition only exacerbated by the impact of the COVID-19 pandemic. Between 2012 and 2019, the total number of students enrolled at U.S. degree-granting institutions dropped by almost 1.1 million. At the same time, the number of students taking at least one online course grew by 2 million, from 5.4 million to 7.4 million, representing 37.2% of all students in 2019. The net result of these two changes was far fewer students studying on campus, from 18.3 million in 2012 to 16.4 million by 2019.

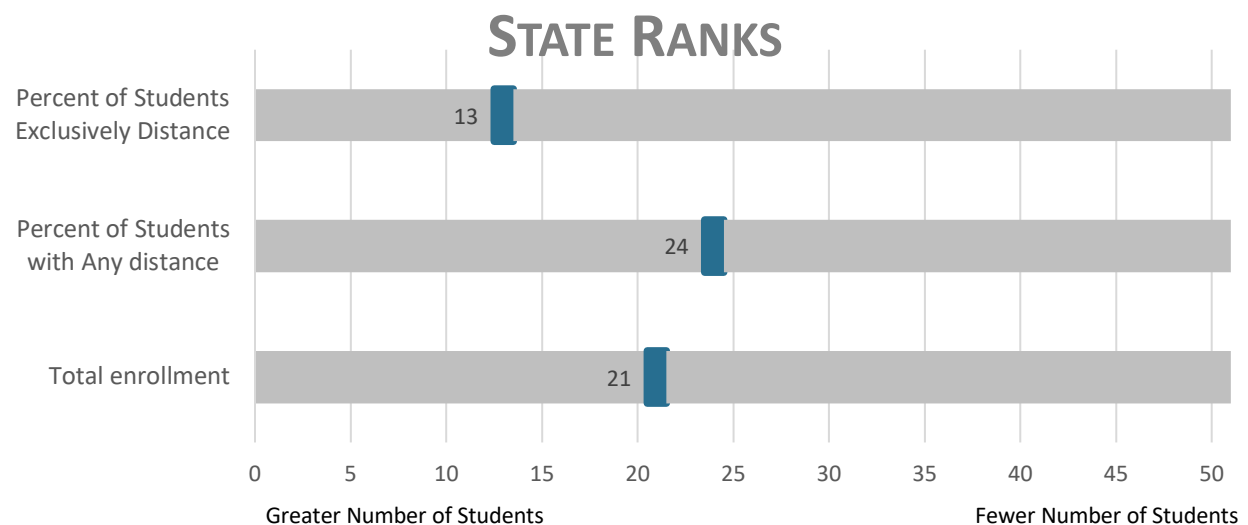
The information presented in the report represent the classifications and enrollments for Fall 2019 and were measured before the start of the COVID-19 pandemic. National totals include all 50 states, District of Columbia, America Samoa, Federated States of Micronesia, Guam, Marshall Islands, Northern Marianas, Palau, Puerto Rico, and the Virgin Islands.

## Maryland

Maryland has 54 degree-granting higher education institutions, representing 1.3% of all such institutions in the United States. Of these institutions, 30 are classified as public, 20 as private not-for-profit, and 4 as private for-profit. Of these 54 institutions, 36 offer four-year programs, and 18 offer two-year programs.

The state has 359,955 students enrolled across its institutions and ranks 21st in terms of total higher education student enrollment. Between 2012 and 2019, the total number of students enrolled nationally declined by 5.0%. For Maryland, the enrollment decreased by 19,077 students, or -5.0%. Maryland has 288,163 students studying at the undergraduate level, a loss of 18,858 students from 2012 (-6.1%), compared to a 6.8% national decline. There are 71,792 students studying at the graduate level, which is 219 fewer than in 2012; this represents a change of -0.3%, where the national data showed an increase of 5.7%.

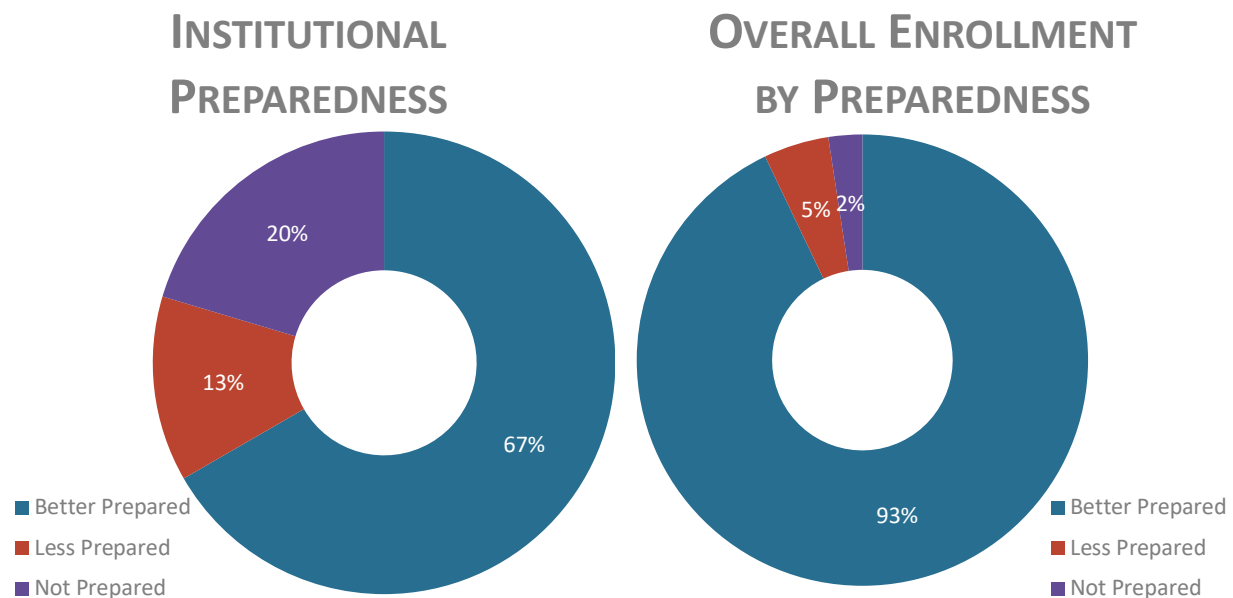
There are 145,303 students in Maryland that take at least one distance course. The state is ranked 24th for the proportion of students taking at least one distance course (40.4%). In 2019, there were 82,726 students taking all of their courses at a distance, a growth of 26,940 students (48.3%) from 2012. Maryland ranks 13th in the proportion of students (23.0%) taking exclusively distance courses in the nation.



## COVID-19 Distance Learning Preparedness

Not all higher education institutions were equally prepared to move courses online. Those institutions with a substantial number of students studying at a distance (1,000 or more), or a substantial percentage of their students taking at least one distance course (25% or more), can be expected to have the experience and infrastructure to better support a transition to online learning. Likewise, institutions with no distance students will have the least experience and infrastructure to support such a transition.

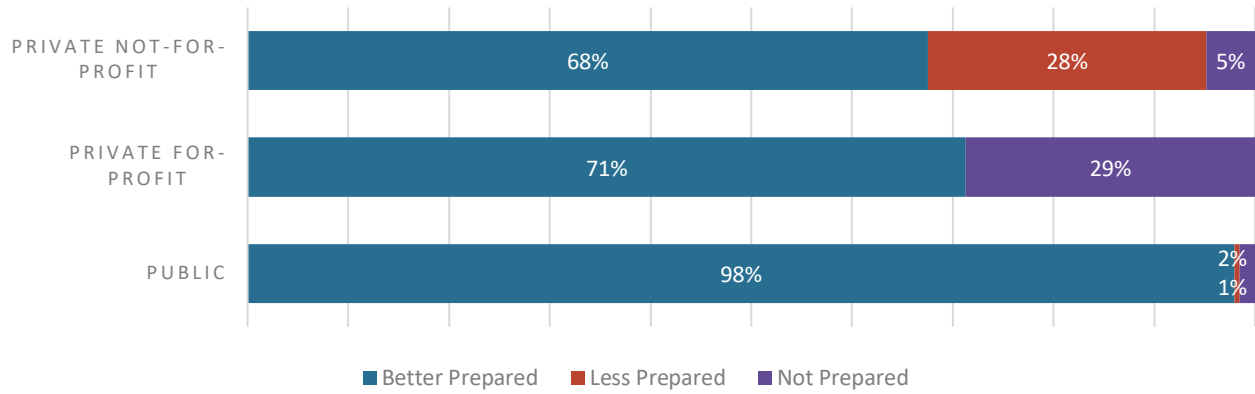
Nationally, 59.3% of all degree-granting institutions meet the criteria of having 25% or more or over 1,000 of their students taking distance courses. In Maryland, 66.7% of institutions are better prepared for moving completely online. These institutions enroll 334,421 students, or 92.9% of all students in the state. There are 11 institutions in Maryland with no distance students (representing 20.4% of the total in state institutions) that were likely not well prepared for a rapid transition to distance learning.



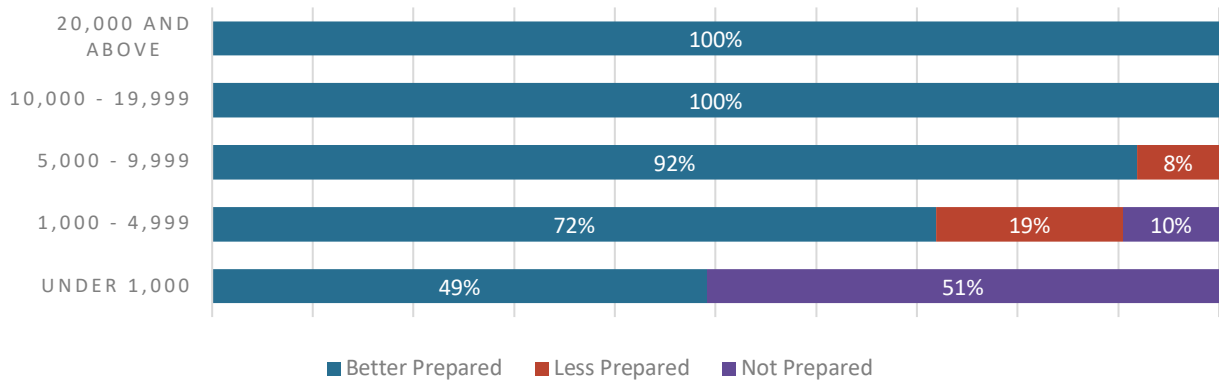
### Preparedness Definitions:

- BETTER PREPARED:** Schools with more than 1,000 online students (thus extensive support staff) or having 25 percent or more of their students online
- LESS PREPARED:** Large schools with less than 1,000 online students (thus some support staff) or having less than 25 percent of their students online
- NOT PREPARED:** Schools with no distance enrollment

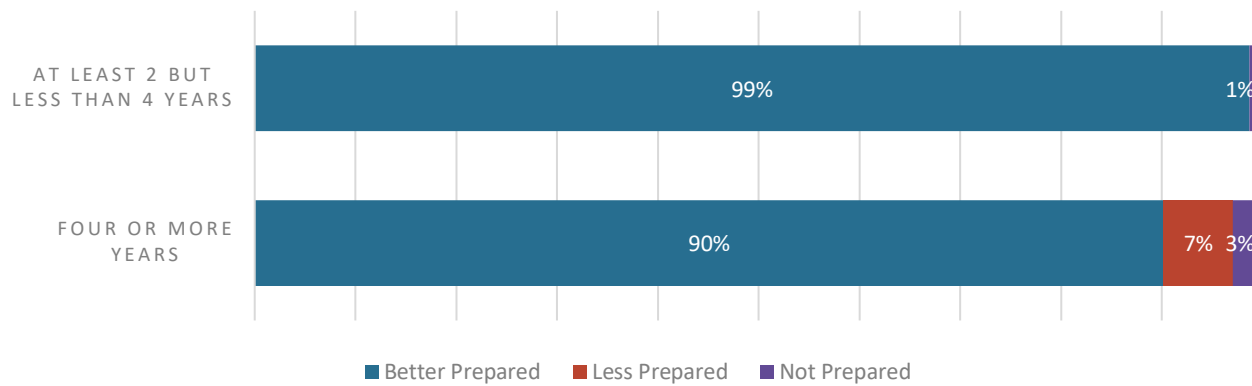
### PREPAREDNESS BY CONTROL



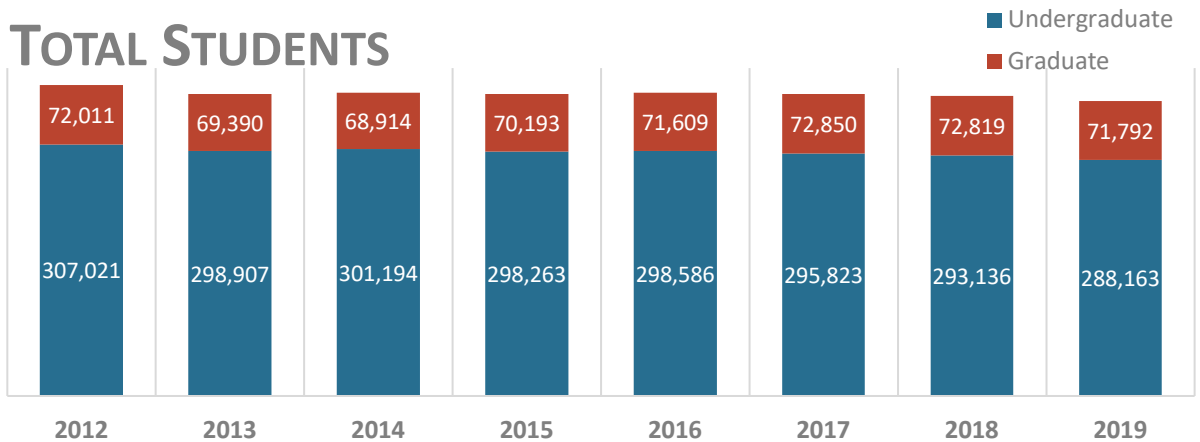
### PREPAREDNESS BY SIZE



### PREPAREDNESS BY TYPE



## State Enrollment



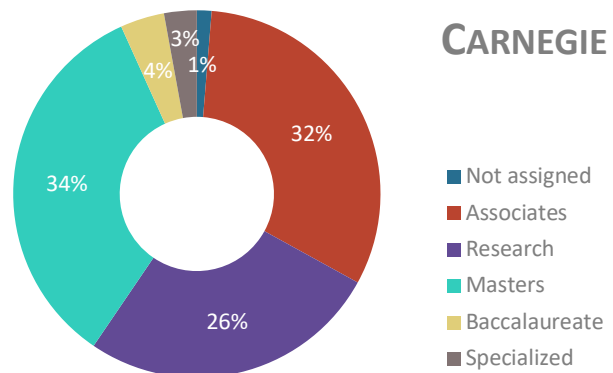
Institutions in Maryland enrolled a total of 359,955 students in the of Fall 2019; 288,163 students were enrolled at the undergraduate level, and 71,792 enrolled at the graduate level. The Fall 2019 figure represents a decrease of 19,077 students (-5.0%) from the number enrolled in the fall of 2012. The number of undergraduate students decreased by 18,858 during this period, from 307,021 in 2012 to 288,163 in 2019 (-6.1%). The number of graduate students decreased from 72,011 to 71,792 (-0.3%) in the same period.

Enrollments in Fall 2019 totaled 299,327 students at public institutions (83% of all students), 55,400 students at private not-for-profit institutions (15.4%), and 5,228 students at private for-profit institutions (1.5%). Enrollments at public institutions decreased by 15,712 students between 2012 and 2019, while those at private not-for-profit institutions increased by 483 students, and those at private for-profit institutions decreased by 3,848 students.

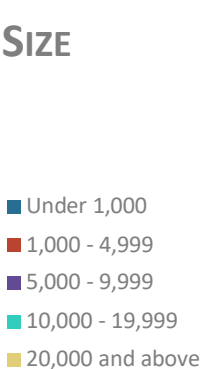
### CONTROL



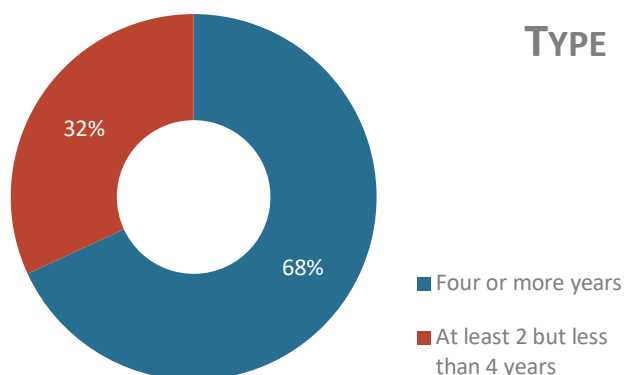
### CARNEGIE



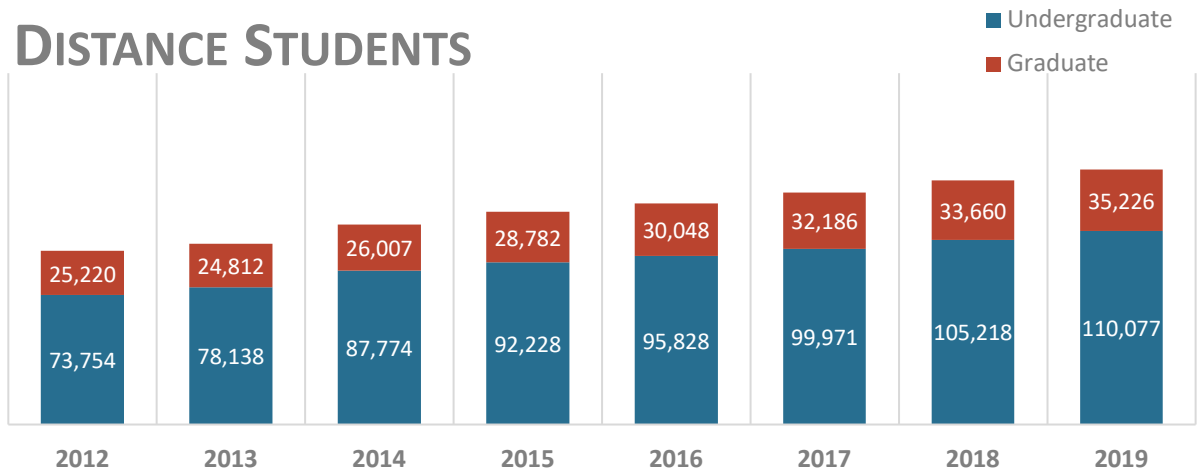
### SIZE



### TYPE



## DISTANCE STUDENTS

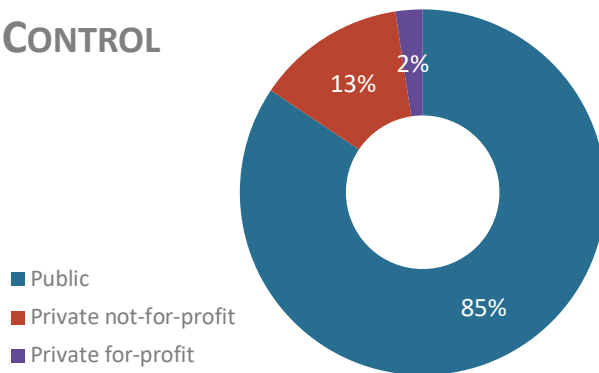


In 2019, a total of 145,303 students took at least one distance course from Maryland institutions; 110,077 (38.2% of all undergraduate students) were enrolled at the undergraduate level, and 35,226 (49.1% of all graduate students) were enrolled at the graduate level.

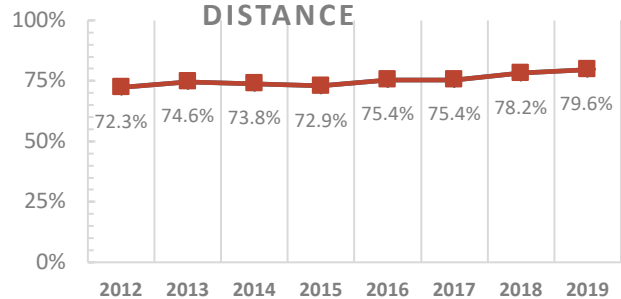
Among undergraduate level distance students, 103,983 were enrolled at institutions classified as public, 3,403 as private not-for-profit, and 2,691 as private for profit. At the graduate-level, 18,655 distance students were enrolled at institutions classified as public, 15,791 as private not-for-profit, and 780 as private for profit.

The number of undergraduate distance enrollments at Maryland institutions increased by 36,323 (49.2%) between Fall 2012 and Fall 2019, while the number of graduate distance enrollments grew by 10,006 (39.7%) during this same period.

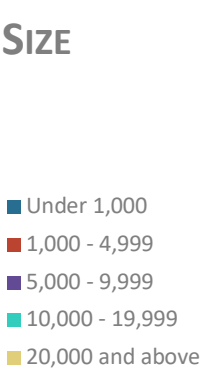
### CONTROL



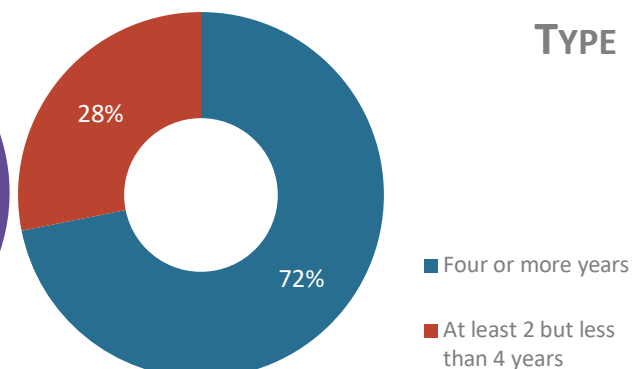
### % INSTITUTIONS WITH DISTANCE



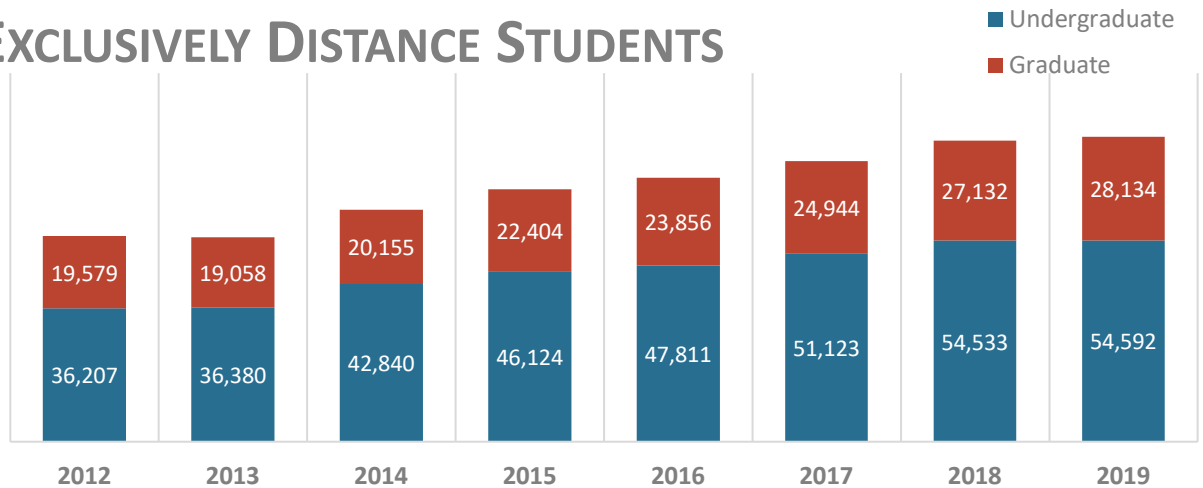
### SIZE



### TYPE

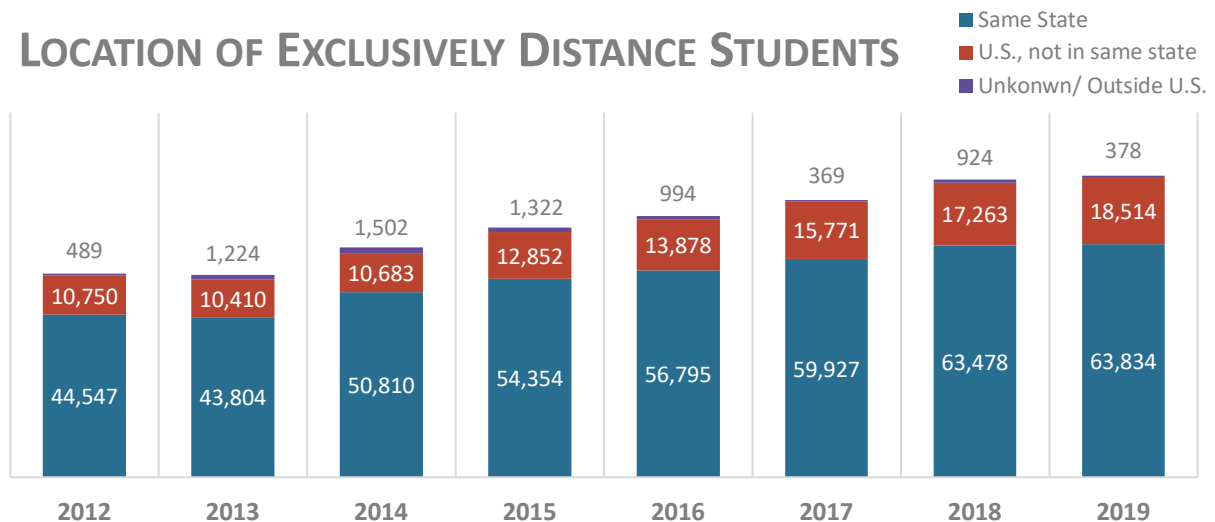


## EXCLUSIVELY DISTANCE STUDENTS

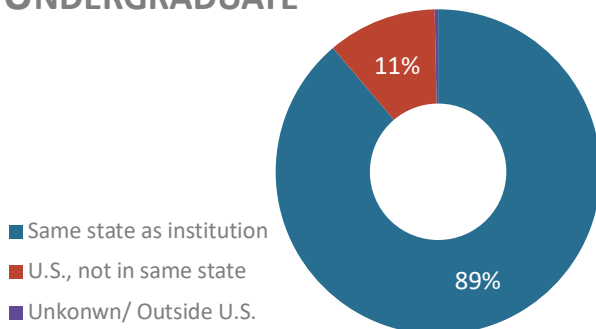


A total of 82,726 students were taking all of their courses at a distance from Maryland institutions in the fall of 2019. This represents 23.0% of the enrolled students in the state, which ranks the state at number 13 in the U.S. The number of exclusively distance students who reside in Maryland while taking courses from an institution in Maryland was 44,547 in 2012 and grew to 63,834 by 2019. There are 18,892 students enrolled as exclusively distance students in Maryland institutions who reside outside Maryland, or whose place of residence is unknown.

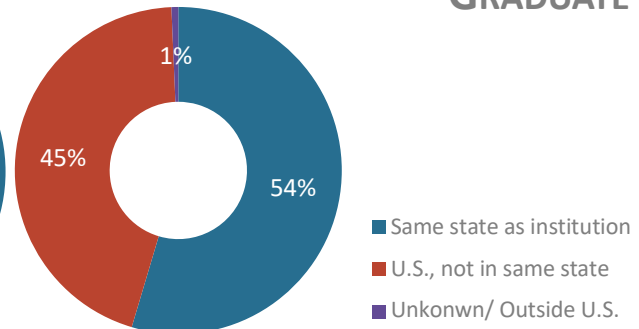
## LOCATION OF EXCLUSIVELY DISTANCE STUDENTS



### UNDERGRADUATE

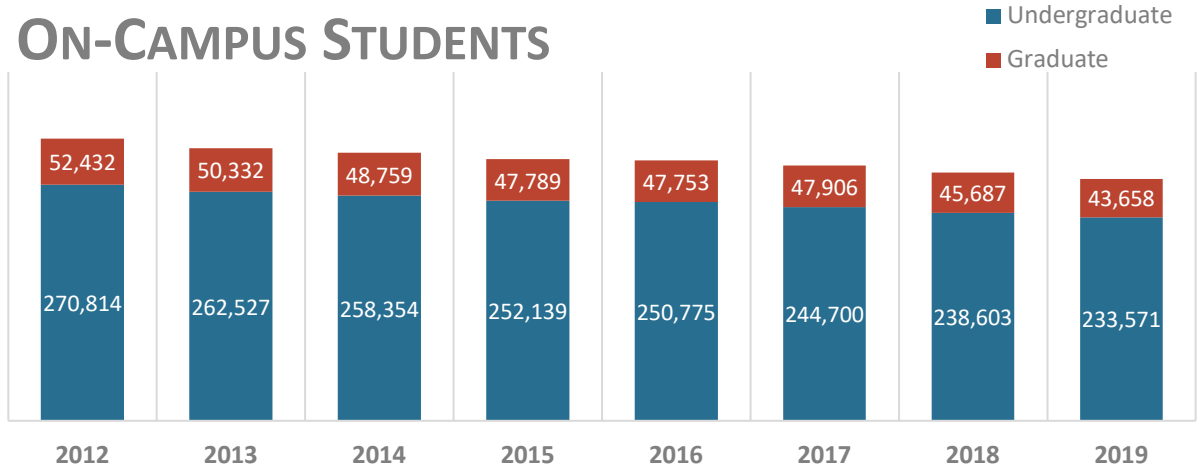


### GRADUATE



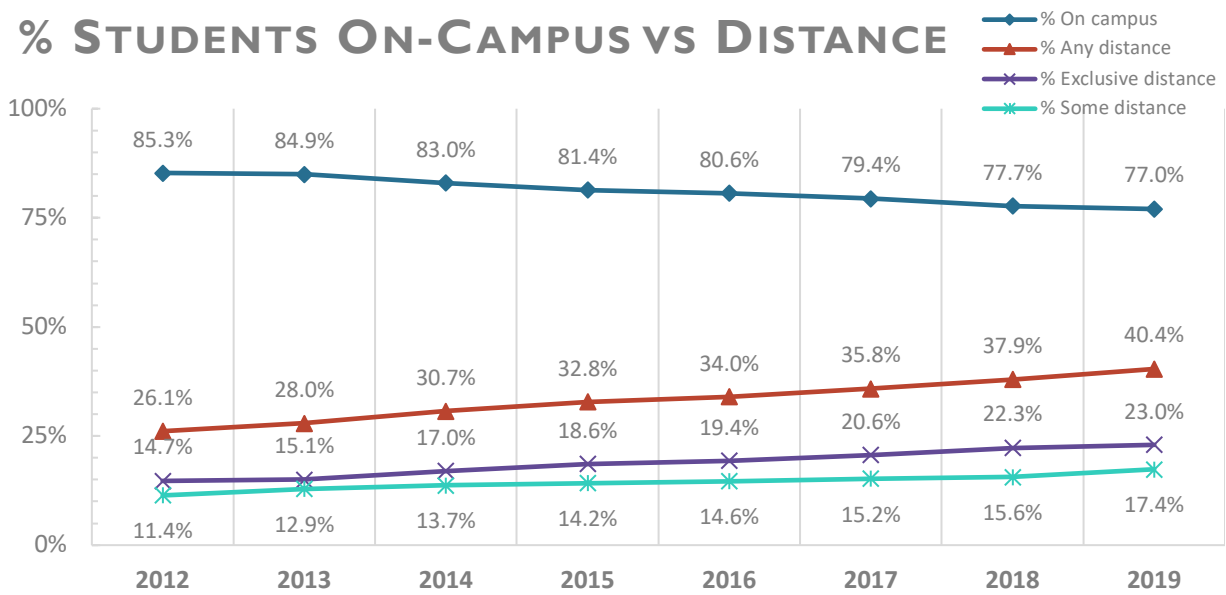
## On-Campus Enrollment

### ON-CAMPUS STUDENTS

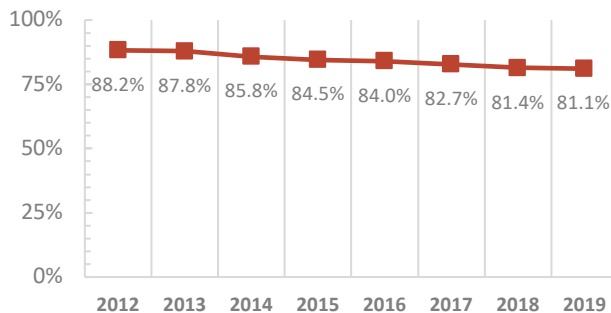


On-campus students are those who take one or more of their courses physically on-campus. The number of students studying on campus declined from 323,246 to 277,229 between 2012 and 2019 in Maryland, representing a reduction of 14.2%. This compares to a national decrease of 10.3% for the same period. In 2019, 81.1% of undergraduate students and 60.8% of graduate students in Maryland were taking at least one on-campus course.

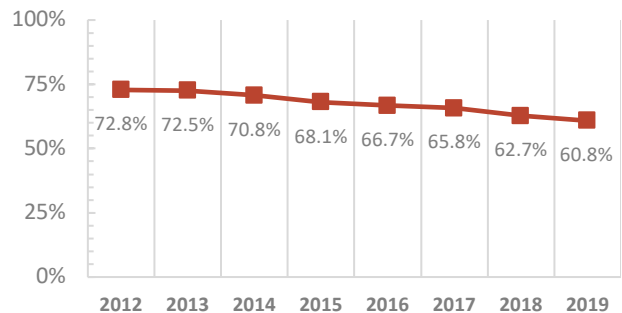
### % STUDENTS ON-CAMPUS VS DISTANCE



#### % ON-CAMPUS: UNDERGRADUATE



#### % ON-CAMPUS: GRADUATE





## INSTITUTIONS

	Maryland	National	State Rank	State as % of National
<b>Total institutions</b>	54	4,089	30	1.3%
<b>Institutions w/ distance</b>	43	3,161	31	1.4%
<b>% Institution w/ distance</b>	79.6%	77.3%	28	

## ENROLLMENTS

Maryland		Total	Any Distance	Exclusive Distance	On Campus
<b>Total</b>		359,955	145,303	82,726	277,229
<b>Size</b>	<b>Under 1,000</b>	5,671	2,262	1,462	4,209
	<b>1,000 - 4,999</b>	61,111	20,739	8,461	52,650
	<b>5,000 - 9,999</b>	67,324	20,831	6,431	60,893
	<b>10,000 - 19,999</b>	55,777	17,354	6,590	49,187
	<b>20,000 and above</b>	170,072	84,117	59,782	110,290
<b>Carnegie</b>	<b>Not assigned</b>	4,646	3,471	2,997	1,649
	<b>Associates</b>	114,174	40,881	13,929	100,245
	<b>Research</b>	95,358	25,826	11,279	84,079
	<b>Masters</b>	121,455	70,283	51,828	69,627
	<b>Baccalaureate</b>	13,978	1,432	886	13,092
	<b>Specialized</b>	10,344	3,410	1,807	8,537
<b>Control</b>	<b>Public</b>	299,327	122,638	66,712	232,615
	<b>Private not-for-profit</b>	55,400	19,194	13,017	42,383
	<b>Private for-profit</b>	5,228	3,471	2,997	2,231
<b>Type</b>	<b>Four or more years</b>	245,156	104,422	68,797	176,359
	<b>At least 2 but less than 4 years</b>	114,799	40,881	13,929	100,870