

Distance Education State Almanac

MICHIGAN



Julia E. Seaman, Ph.D.

Research Director, Bay View Analytics

Jeff Seaman, Ph.D.

Director, Bay View Analytics



National setting

Student enrollment in higher education institutions has undergone fundamental changes over the last decade, a condition only exacerbated by the impact of the COVID-19 pandemic. Between 2012 and 2019, the total number of students enrolled at U.S. degree-granting institutions dropped by almost 1.1 million. At the same time, the number of students taking at least one online course grew by 2 million, from 5.4 million to 7.4 million, representing 37.2% of all students in 2019. The net result of these two changes was far fewer students studying on campus, from 18.3 million in 2012 to 16.4 million by 2019.

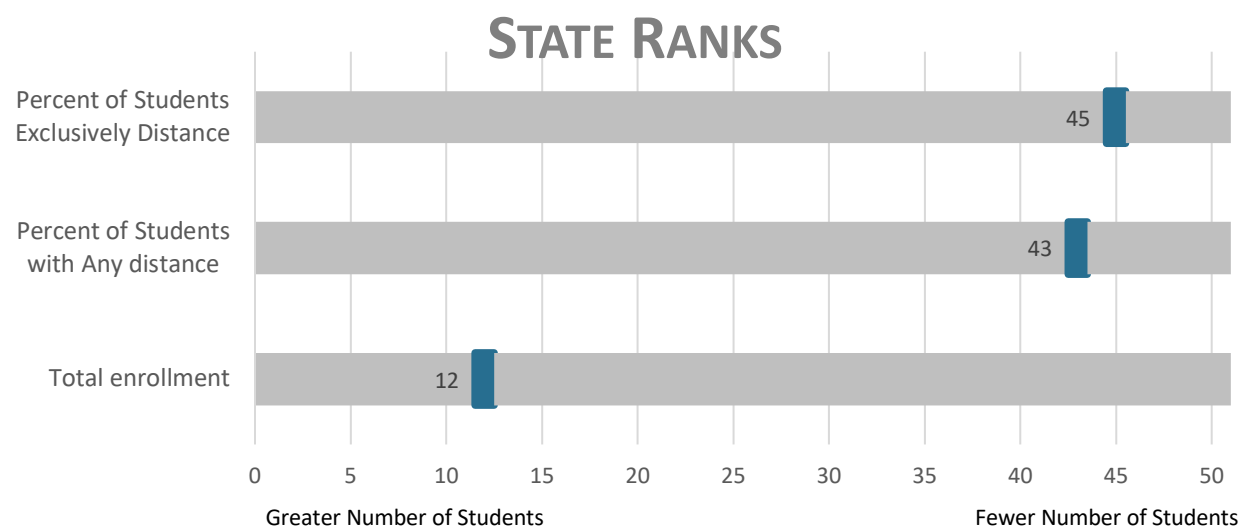
The information presented in the report represent the classifications and enrollments for Fall 2019 and were measured before the start of the COVID-19 pandemic. National totals include all 50 states, District of Columbia, American Samoa, Federated States of Micronesia, Guam, Marshall Islands, Northern Marianas, Palau, Puerto Rico, and the Virgin Islands.

Michigan

Michigan has 94 degree-granting higher education institutions, representing 2.3% of all such institutions in the United States. Of these institutions, 46 are classified as public, 40 as private not-for-profit, and 8 as private for-profit. Of these 94 institutions, 64 offer four-year programs, and 30 offer two-year programs.

The state has 527,038 students enrolled across its institutions and ranks 12th in terms of total higher education student enrollment. Between 2012 and 2019, the total number of students enrolled nationally declined by 5.0%. For Michigan, the enrollment decreased by 136,665 students, or -20.6%. Michigan has 448,668 students studying at the undergraduate level, a loss of 126,720 students from 2012 (-22.0%), compared to a 6.8% national decline. There are 78,370 students studying at the graduate level, which is 9,945 fewer than in 2012; this represents a change of -11.3%, where the national data showed an increase of 5.7%.

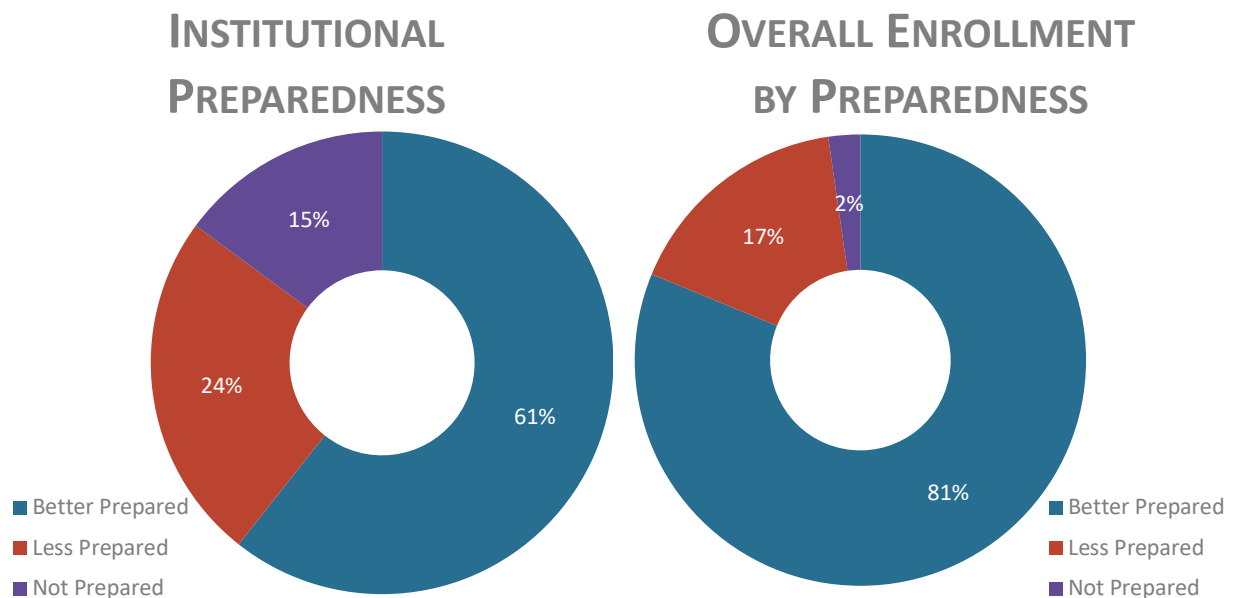
There are 147,144 students in Michigan that take at least one distance course. The state is ranked 43rd for the proportion of students taking at least one distance course (27.9%). In 2019, there were 53,301 students taking all of their courses at a distance, a growth of 4,473 students (9.2%) from 2012. Michigan ranks 45th in the proportion of students (10.1%) taking exclusively distance courses in the nation.



COVID-19 Distance Learning Preparedness

Not all higher education institutions were equally prepared to move courses online. Those institutions with a substantial number of students studying at a distance (1,000 or more), or a substantial percentage of their students taking at least one distance course (25% or more), can be expected to have the experience and infrastructure to better support a transition to online learning. Likewise, institutions with no distance students will have the least experience and infrastructure to support such a transition.

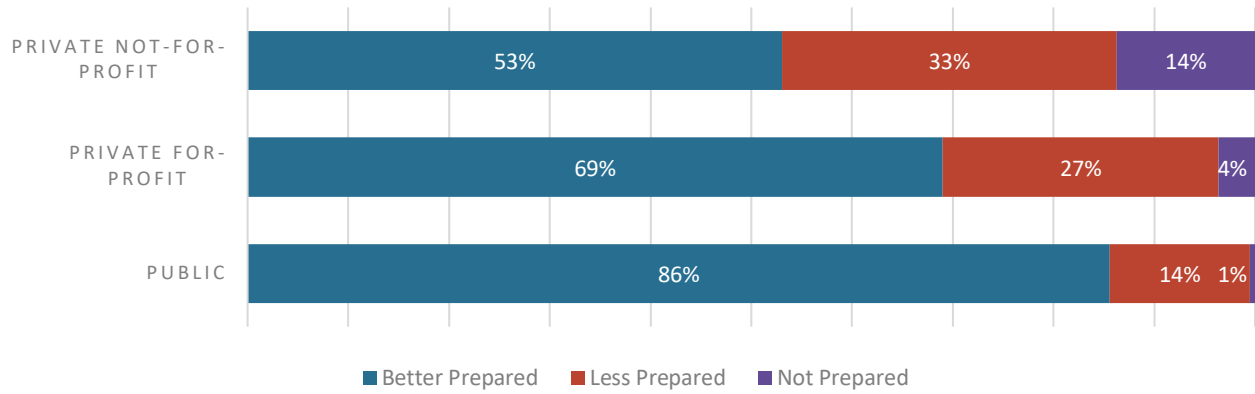
Nationally, 59.3% of all degree-granting institutions meet the criteria of having 25% or more or over 1,000 of their students taking distance courses. In Michigan, 60.6% of institutions are better prepared for moving completely online. These institutions enroll 428,032 students, or 81.2% of all students in the state. There are 14 institutions in Michigan with no distance students (representing 14.9% of the total in state institutions) that were likely not well prepared for a rapid transition to distance learning.



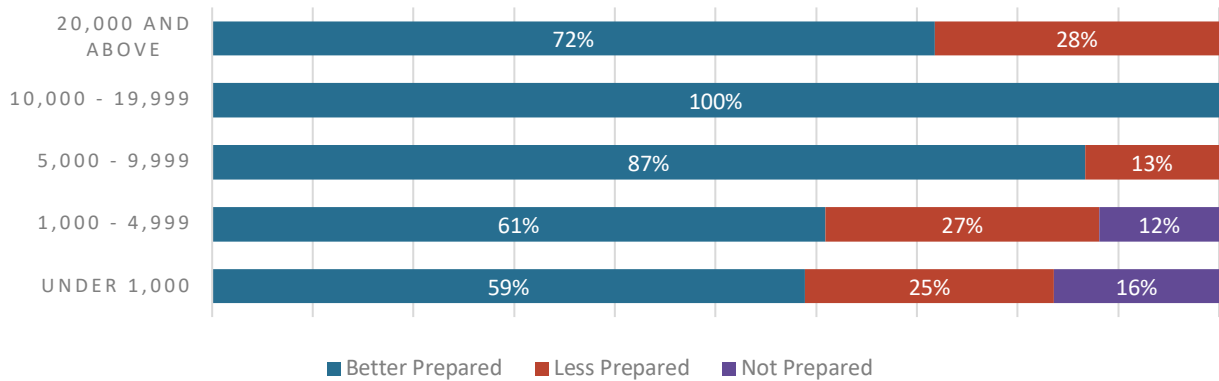
Preparedness Definitions:

- BETTER PREPARED:** Schools with more than 1,000 online students (thus extensive support staff) or having 25 percent or more of their students online
- LESS PREPARED:** Large schools with less than 1,000 online students (thus some support staff) or having less than 25 percent of their students online
- NOT PREPARED:** Schools with no distance enrollment

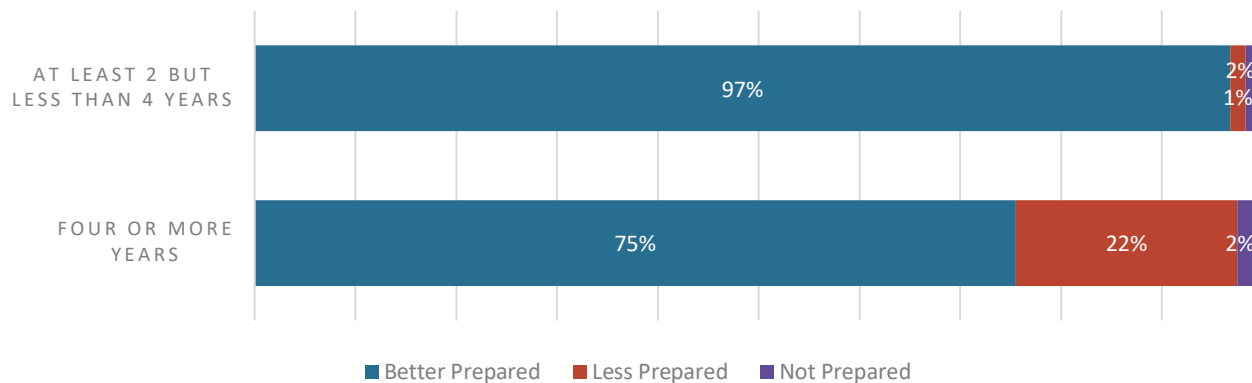
PREPAREDNESS BY CONTROL



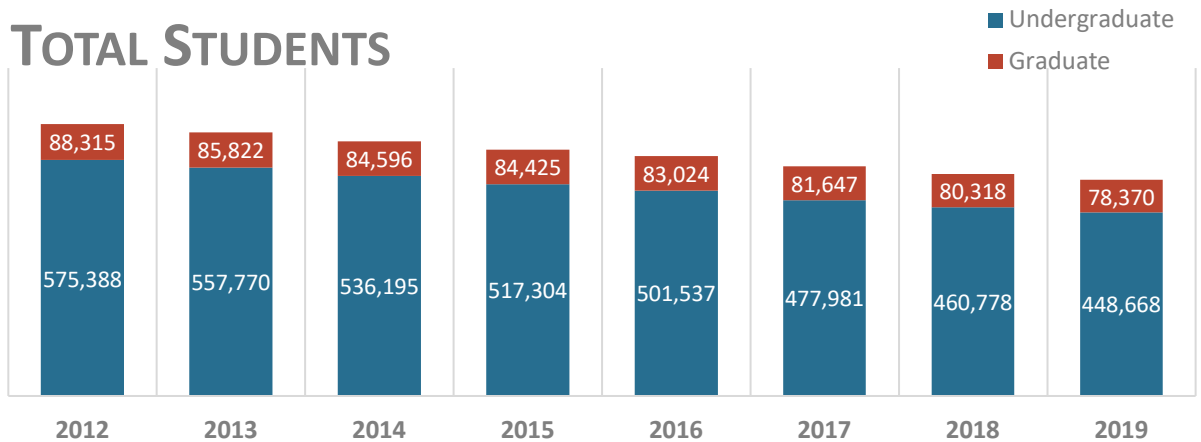
PREPAREDNESS BY SIZE



PREPAREDNESS BY TYPE



State Enrollment



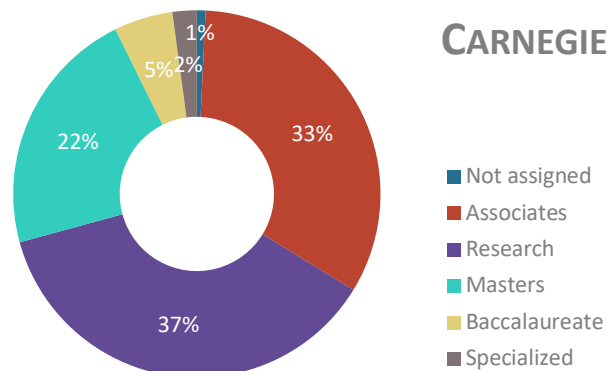
Institutions in Michigan enrolled a total of 527,038 students in the of Fall 2019; 448,668 students were enrolled at the undergraduate level, and 78,370 enrolled at the graduate level. The Fall 2019 figure represents a decrease of 136,665 students (-20.6%) from the number enrolled in the fall of 2012. The number of undergraduate students decreased by 126,720 during this period, from 575,388 in 2012 to 448,668 in 2019 (-22.0%). The number of graduate students decreased from 88,315 to 78,370 (-11.3%) in the same period.

Enrollments in Fall 2019 totaled 454,948 students at public institutions (86% of all students), 70,002 students at private not-for-profit institutions (13.3%), and 2,088 students at private for-profit institutions (0.4%). Enrollments at public institutions decreased by 85,294 students between 2012 and 2019, while those at private not-for-profit institutions decreased by 44,674 students, and those at private for-profit institutions decreased by 6,697 students.

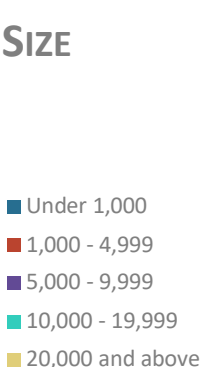
CONTROL



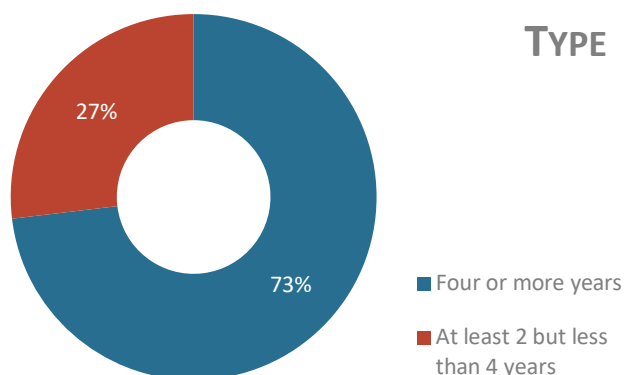
CARNEGIE



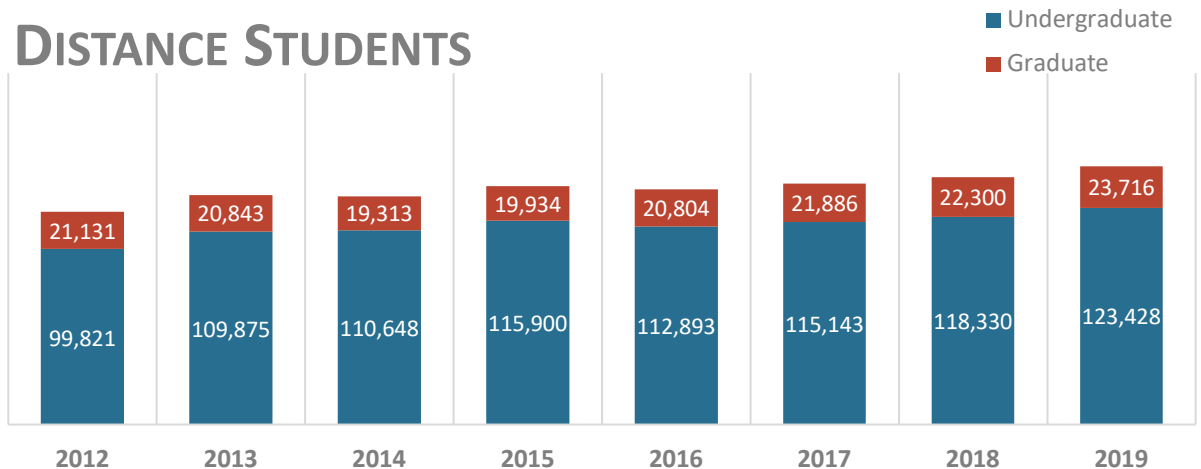
SIZE



TYPE



DISTANCE STUDENTS

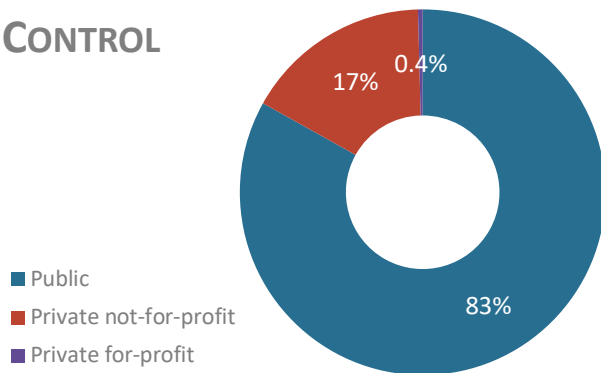


In 2019, a total of 147,144 students took at least one distance course from Michigan institutions; 123,428 (27.5% of all undergraduate students) were enrolled at the undergraduate level, and 23,716 (30.3% of all graduate students) were enrolled at the graduate level.

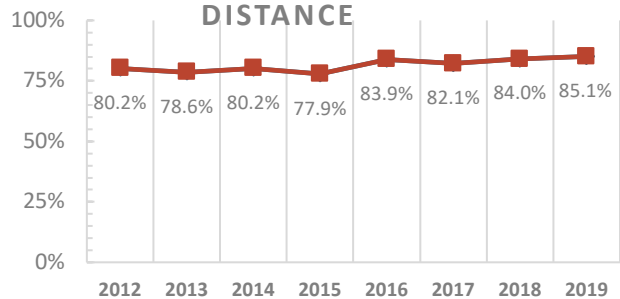
Among undergraduate level distance students, 106,277 were enrolled at institutions classified as public, 16,545 as private not-for-profit, and 606 as private for profit. At the graduate-level, 15,986 distance students were enrolled at institutions classified as public, 7,730 as private not-for-profit, and 0 as private for profit.

The number of undergraduate distance enrollments at Michigan institutions increased by 23,607 (23.6%) between Fall 2012 and Fall 2019, while the number of graduate distance enrollments grew by 2,585 (12.2%) during this same period.

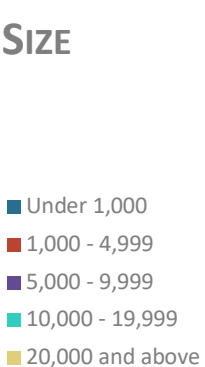
CONTROL



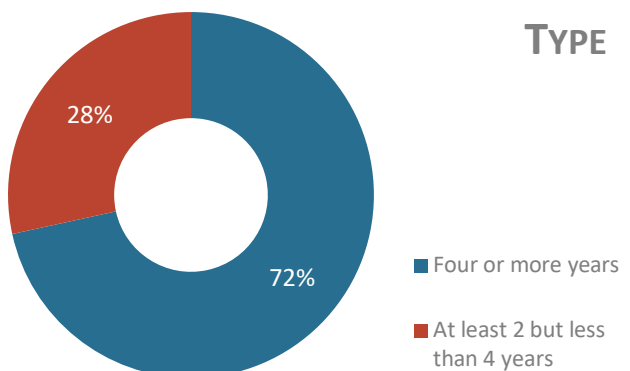
% INSTITUTIONS WITH DISTANCE



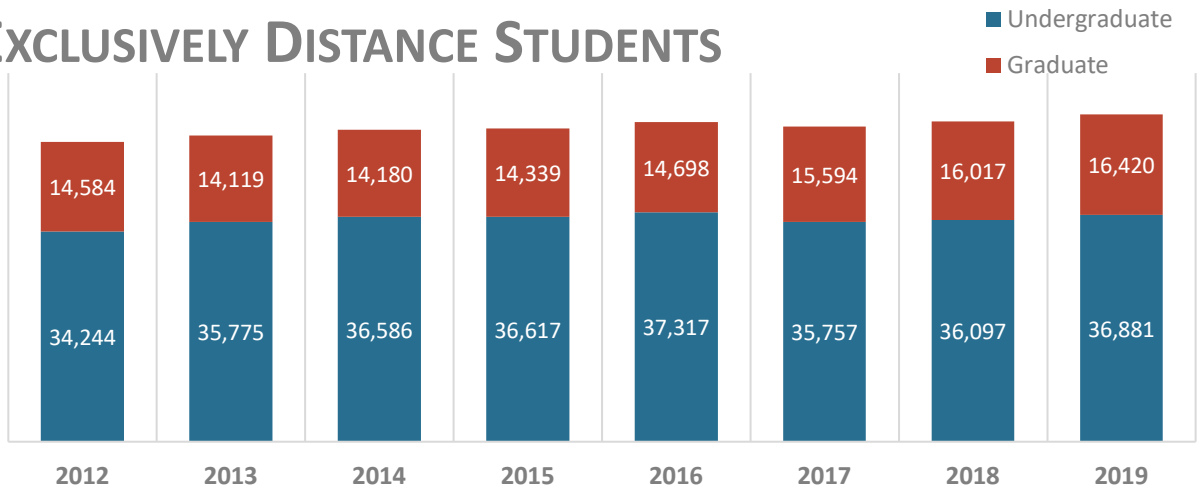
SIZE



TYPE

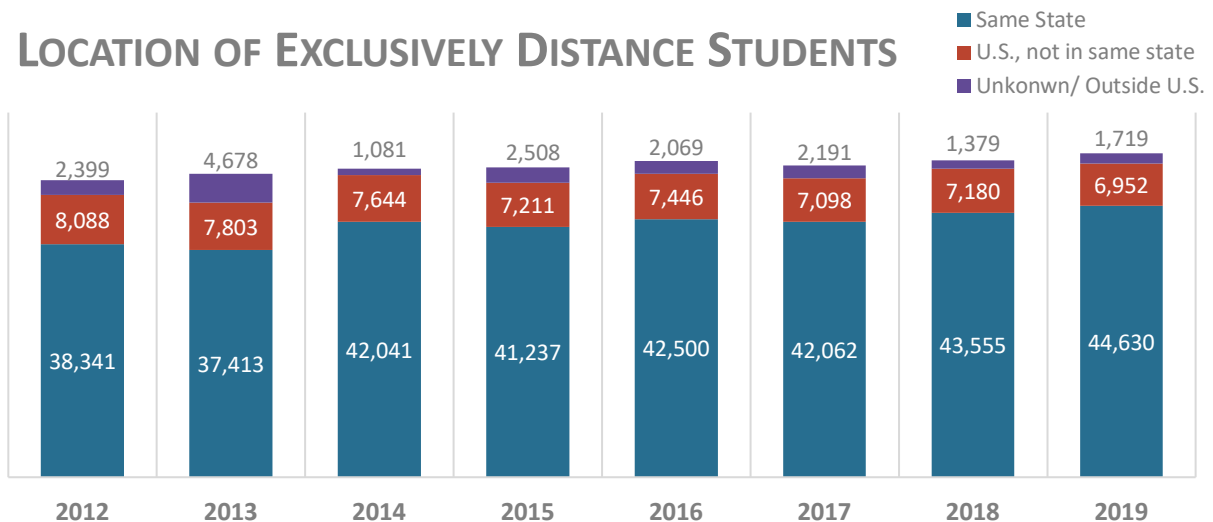


EXCLUSIVELY DISTANCE STUDENTS

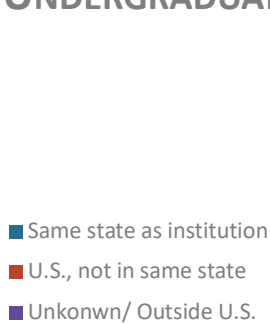


A total of 53,301 students were taking all of their courses at a distance from Michigan institutions in the fall of 2019. This represents 10.1% of the enrolled students in the state, which ranks the state at number 45 in the U.S. The number of exclusively distance students who reside in Michigan while taking courses from an institution in Michigan was 38,341 in 2012 and fell to 44,630 by 2019. There are 8,671 students enrolled as exclusively distance students in Michigan institutions who reside outside Michigan, or whose place of residence is unknown.

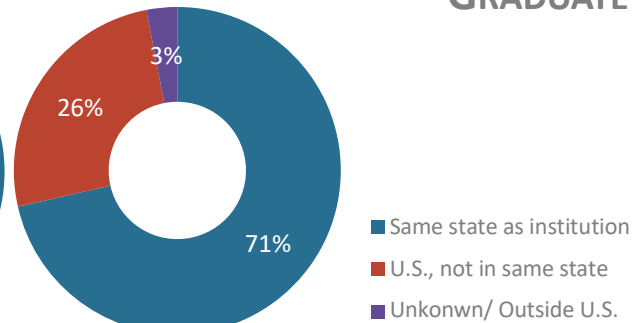
LOCATION OF EXCLUSIVELY DISTANCE STUDENTS



UNDERGRADUATE

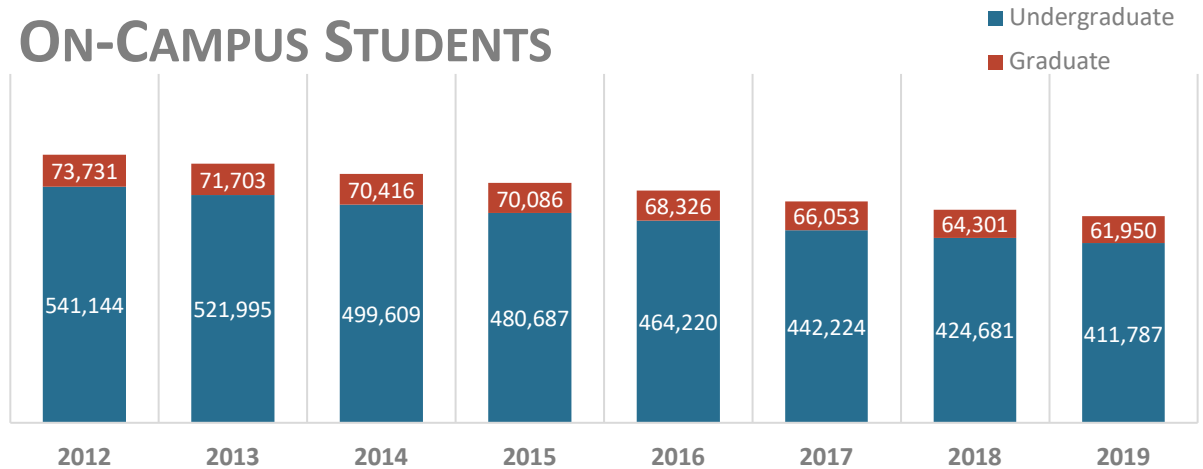


GRADUATE



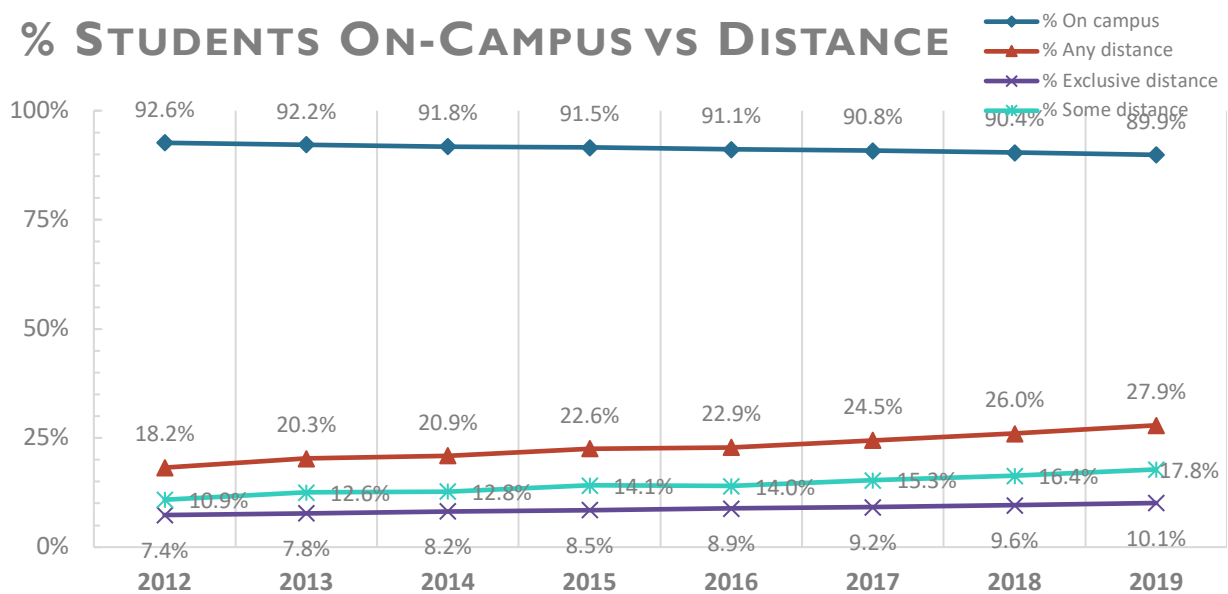
On-Campus Enrollment

ON-CAMPUS STUDENTS

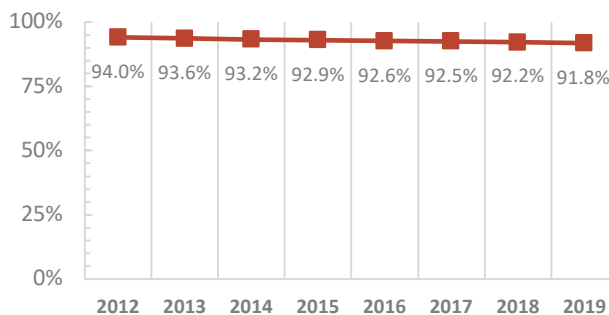


On-campus students are those who take one or more of their courses physically on-campus. The number of students studying on campus declined from 614,875 to 473,737 between 2012 and 2019 in Michigan, representing a reduction of 23.0%. This compares to a national decrease of 10.3% for the same period. In 2019, 91.8% of undergraduate students and 79.0% of graduate students in Michigan were taking at least one on-campus course.

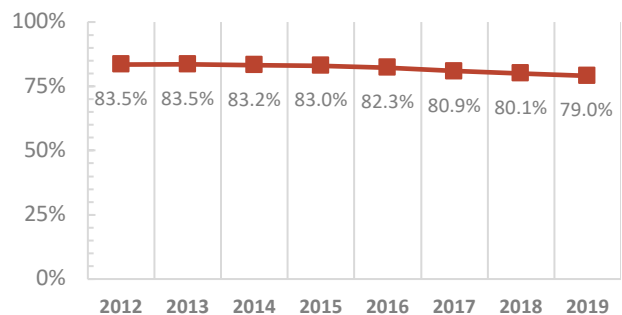
% STUDENTS ON-CAMPUS VS DISTANCE



% ON-CAMPUS: UNDERGRADUATE



% ON-CAMPUS: GRADUATE



INSTITUTIONS

	Michigan	National	State Rank	State as % of National
Total institutions	94	4,089	13	2.3%
Institutions w/ distance	80	3,161	11	2.5%
% Institution w/ distance	85.1%	77.3%	12	

ENROLLMENTS

Michigan		Total	Any Distance	Exclusive Distance	On Campus
	Total	527,038	147,144	53,301	473,737
Size	Under 1,000	6,713	2,327	1,157	5,556
	1,000 - 4,999	92,145	28,576	13,675	78,470
	5,000 - 9,999	90,981	30,790	13,125	77,856
	10,000 - 19,999	166,973	53,470	19,242	147,731
	20,000 and above	170,226	31,981	6,102	164,124
Carnegie	Not assigned	4,038	606	19	4,019
	Associates	173,881	52,871	21,001	152,880
	Research	194,985	43,121	11,037	183,948
	Masters	115,598	38,152	13,801	101,797
	Baccalaureate	27,280	6,922	4,284	22,996
	Specialized	11,256	5,472	3,159	8,097
Control	Public	454,948	122,263	39,028	415,920
	Private not-for-profit	70,002	24,275	14,254	55,748
	Private for-profit	2,088	606	19	2,069
Type	Four or more years	385,291	105,322	36,458	348,833
	At least 2 but less than 4 years	141,747	41,822	16,843	124,904