

Distance Education State Almanac

MISSOURI



Julia E. Seaman, Ph.D.

Research Director, Bay View Analytics

Jeff Seaman, Ph.D.

Director, Bay View Analytics



National setting

Student enrollment in higher education institutions has undergone fundamental changes over the last decade, a condition only exacerbated by the impact of the COVID-19 pandemic. Between 2012 and 2019, the total number of students enrolled at U.S. degree-granting institutions dropped by almost 1.1 million. At the same time, the number of students taking at least one online course grew by 2 million, from 5.4 million to 7.4 million, representing 37.2% of all students in 2019. The net result of these two changes was far fewer students studying on campus, from 18.3 million in 2012 to 16.4 million by 2019.

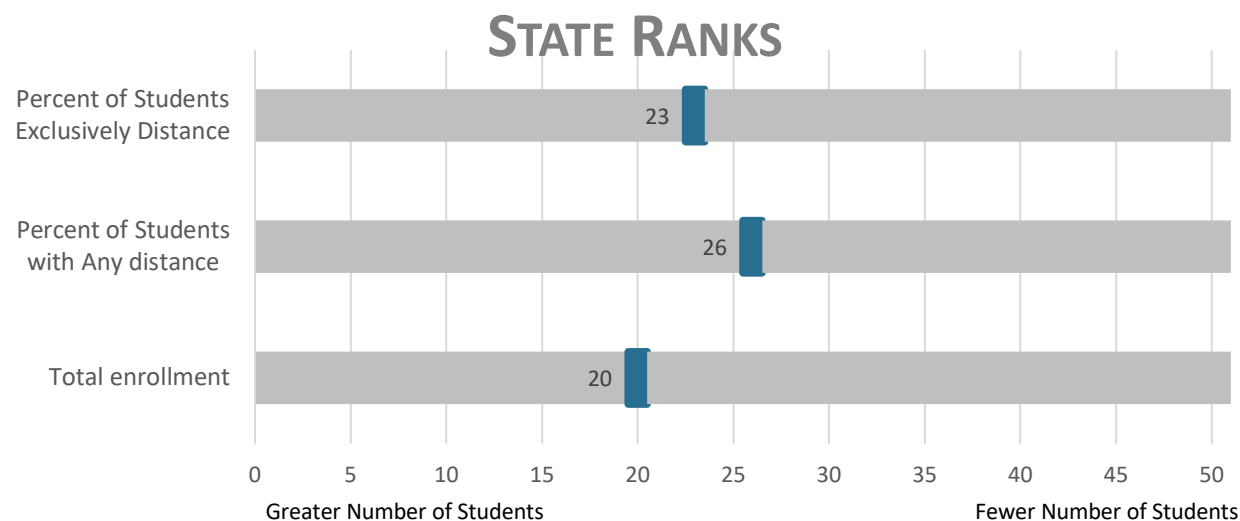
The information presented in the report represent the classifications and enrollments for Fall 2019 and were measured before the start of the COVID-19 pandemic. National totals include all 50 states, District of Columbia, American Samoa, Federated States of Micronesia, Guam, Marshall Islands, Northern Marianas, Palau, Puerto Rico, and the Virgin Islands.

Missouri

Missouri has 97 degree-granting higher education institutions, representing 2.4% of all such institutions in the United States. Of these institutions, 27 are classified as public, 55 as private not-for-profit, and 15 as private for-profit. Of these 97 institutions, 75 offer four-year programs, and 22 offer two-year programs.

The state has 362,908 students enrolled across its institutions and ranks 20th in terms of total higher education student enrollment. Between 2012 and 2019, the total number of students enrolled nationally declined by 5.0%. For Missouri, the enrollment decreased by 68,619 students, or -15.9%. Missouri has 287,641 students studying at the undergraduate level, a loss of 67,584 students from 2012 (-19.0%), compared to a 6.8% national decline. There are 75,267 students studying at the graduate level, which is 1,035 fewer than in 2012; this represents a change of -1.4%, where the national data showed an increase of 5.7%.

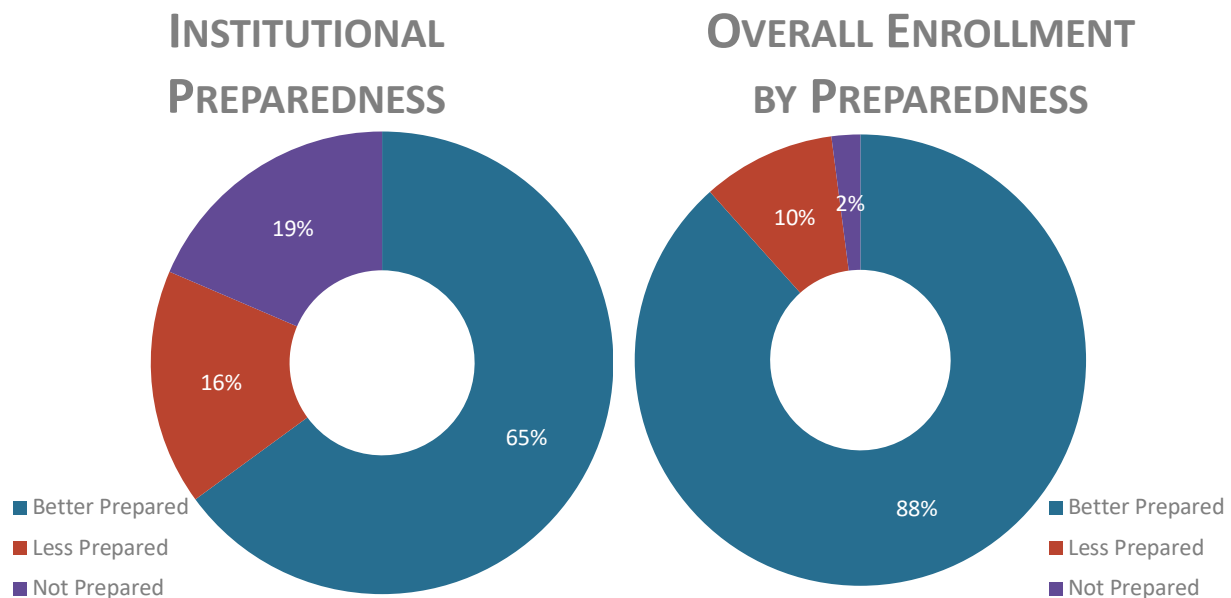
There are 143,671 students in Missouri that take at least one distance course. The state is ranked 26th for the proportion of students taking at least one distance course (39.6%). In 2019, there were 63,146 students taking all of their courses at a distance, a growth of 17,761 students (39.1%) from 2012. Missouri ranks 23rd in the proportion of students (17.4%) taking exclusively distance courses in the nation.



COVID-19 Distance Learning Preparedness

Not all higher education institutions were equally prepared to move courses online. Those institutions with a substantial number of students studying at a distance (1,000 or more), or a substantial percentage of their students taking at least one distance course (25% or more), can be expected to have the experience and infrastructure to better support a transition to online learning. Likewise, institutions with no distance students will have the least experience and infrastructure to support such a transition.

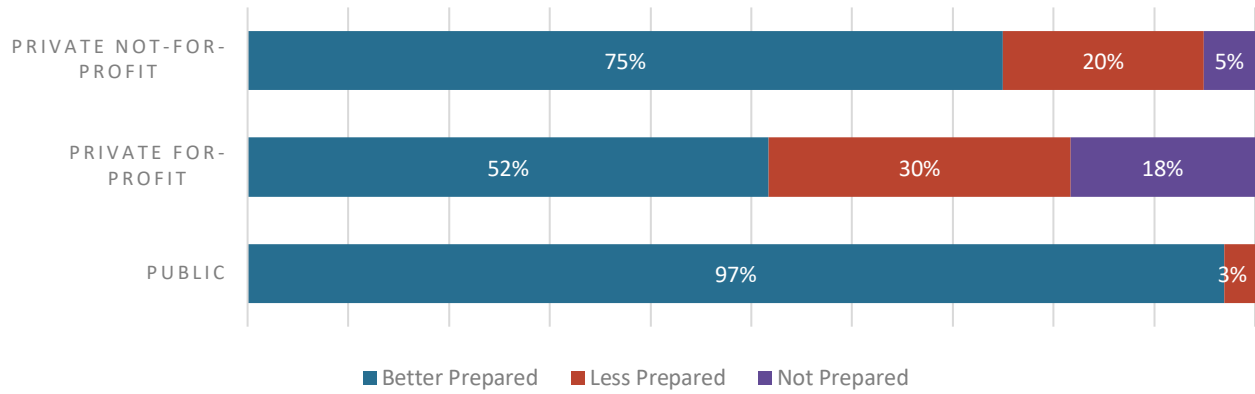
Nationally, 59.3% of all degree-granting institutions meet the criteria of having 25% or more or over 1,000 of their students taking distance courses. In Missouri, 64.9% of institutions are better prepared for moving completely online. These institutions enroll 320,762 students, or 88.4% of all students in the state. There are 18 institutions in Missouri with no distance students (representing 18.6% of the total in state institutions) that were likely not well prepared for a rapid transition to distance learning.



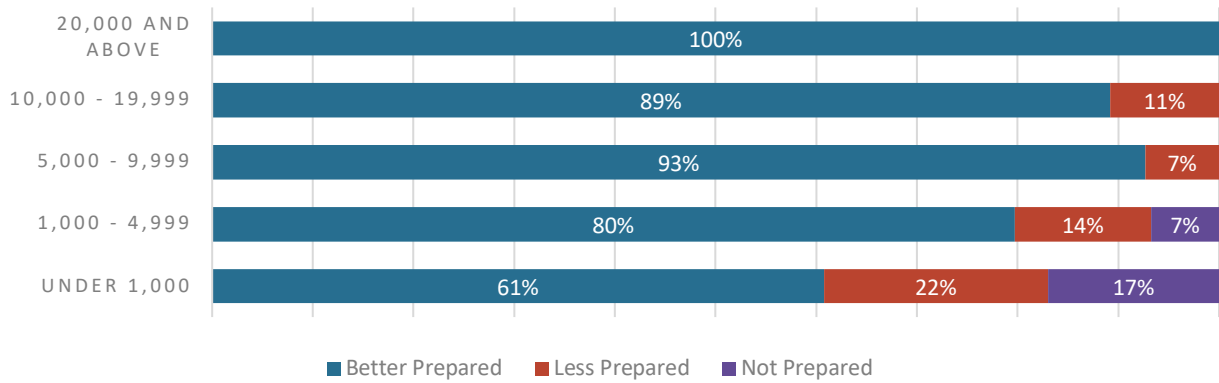
Preparedness Definitions:

- BETTER PREPARED:** Schools with more than 1,000 online students (thus extensive support staff) or having 25 percent or more of their students online
- LESS PREPARED:** Large schools with less than 1,000 online students (thus some support staff) or having less than 25 percent of their students online
- NOT PREPARED:** Schools with no distance enrollment

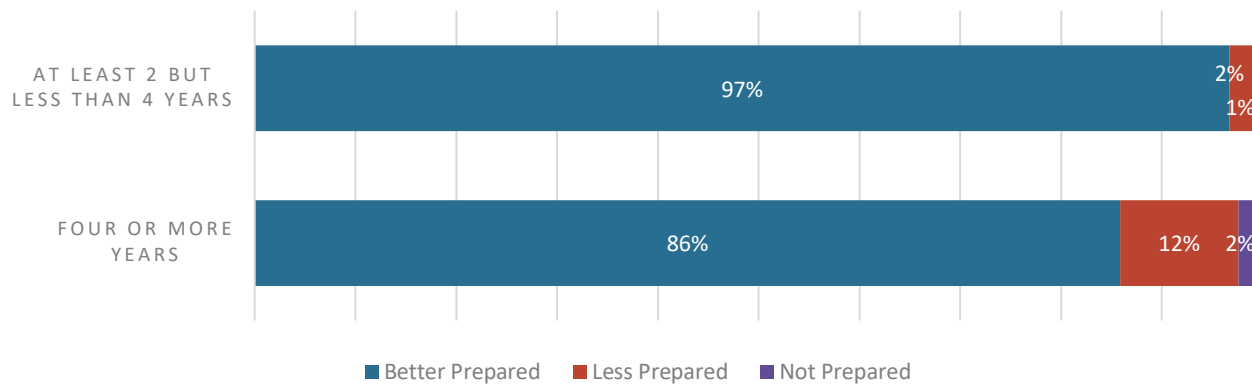
PREPAREDNESS BY CONTROL



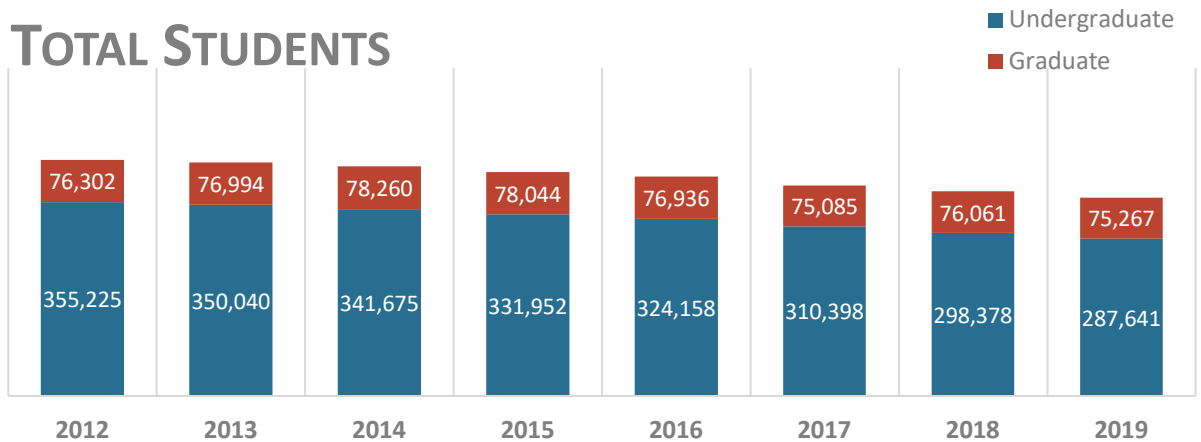
PREPAREDNESS BY SIZE



PREPAREDNESS BY TYPE



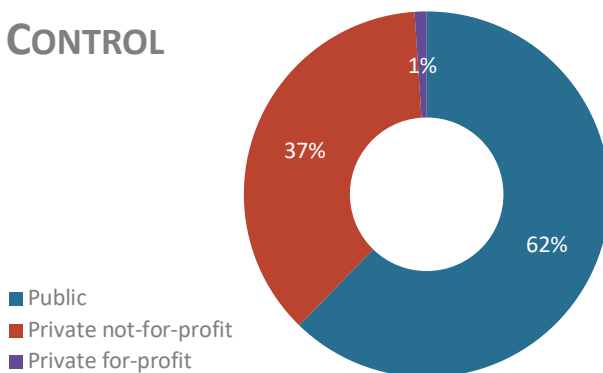
State Enrollment



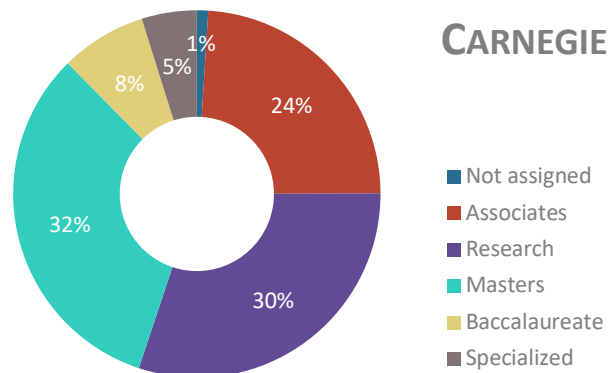
Institutions in Missouri enrolled a total of 362,908 students in the fall of 2019; 287,641 students were enrolled at the undergraduate level, and 75,267 enrolled at the graduate level. The Fall 2019 figure represents a decrease of 68,619 students (-15.9%) from the number enrolled in the fall of 2012. The number of undergraduate students decreased by 67,584 during this period, from 355,225 in 2012 to 287,641 in 2019 (-19.0%). The number of graduate students decreased from 76,302 to 75,267 (-1.4%) in the same period.

Enrollments in Fall 2019 totaled 226,010 students at public institutions (62% of all students), 133,034 students at private not-for-profit institutions (36.7%), and 3,864 students at private for-profit institutions (1.1%). Enrollments at public institutions decreased by 31,420 students between 2012 and 2019, while those at private not-for-profit institutions decreased by 20,939 students, and those at private for-profit institutions decreased by 16,260 students.

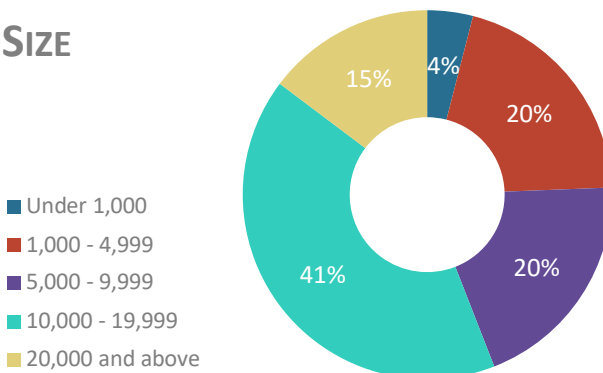
CONTROL



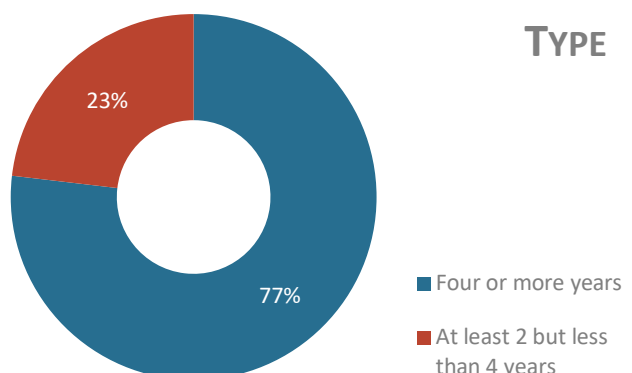
CARNEGIE



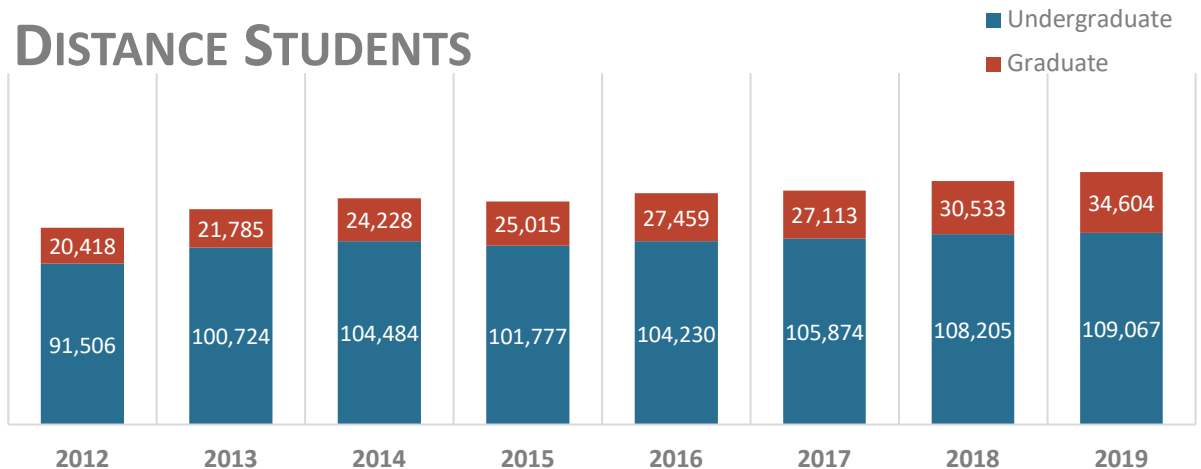
SIZE



TYPE



DISTANCE STUDENTS

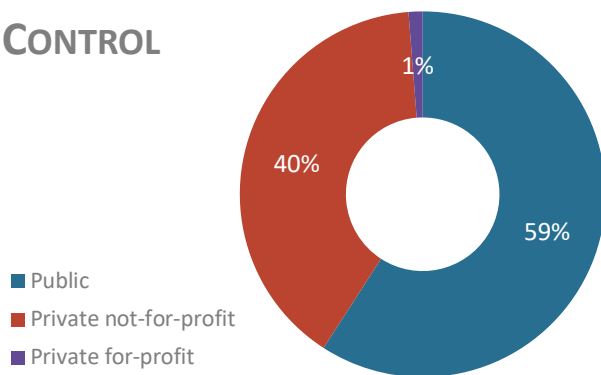


In 2019, a total of 143,671 students took at least one distance course from Missouri institutions; 109,067 (37.9% of all undergraduate students) were enrolled at the undergraduate level, and 34,604 (46.0% of all graduate students) were enrolled at the graduate level.

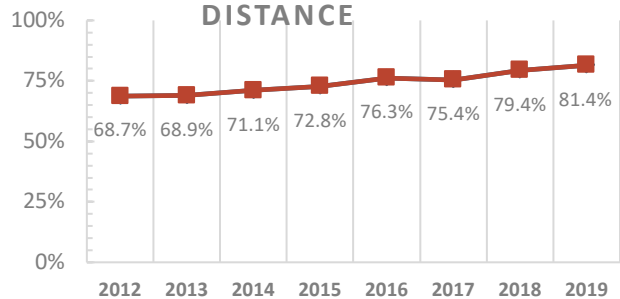
Among undergraduate level distance students, 73,592 were enrolled at institutions classified as public, 33,750 as private not-for-profit, and 1,725 as private for profit. At the graduate-level, 11,342 distance students were enrolled at institutions classified as public, 23,206 as private not-for-profit, and 56 as private for profit.

The number of undergraduate distance enrollments at Missouri institutions increased by 17,561 (19.2%) between Fall 2012 and Fall 2019, while the number of graduate distance enrollments grew by 14,186 (69.5%) during this same period.

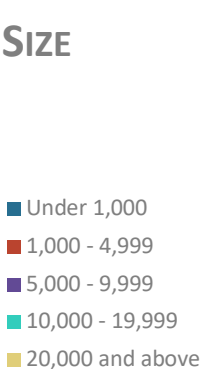
CONTROL



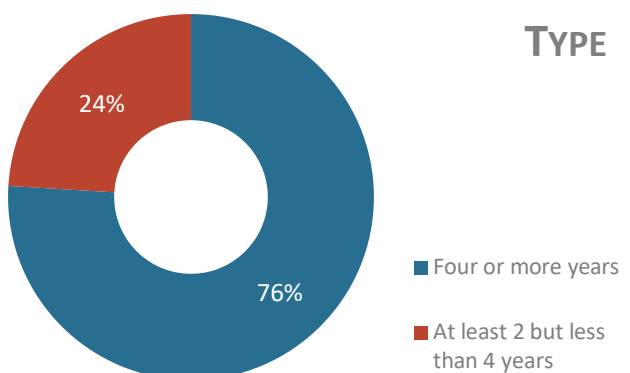
% INSTITUTIONS WITH DISTANCE



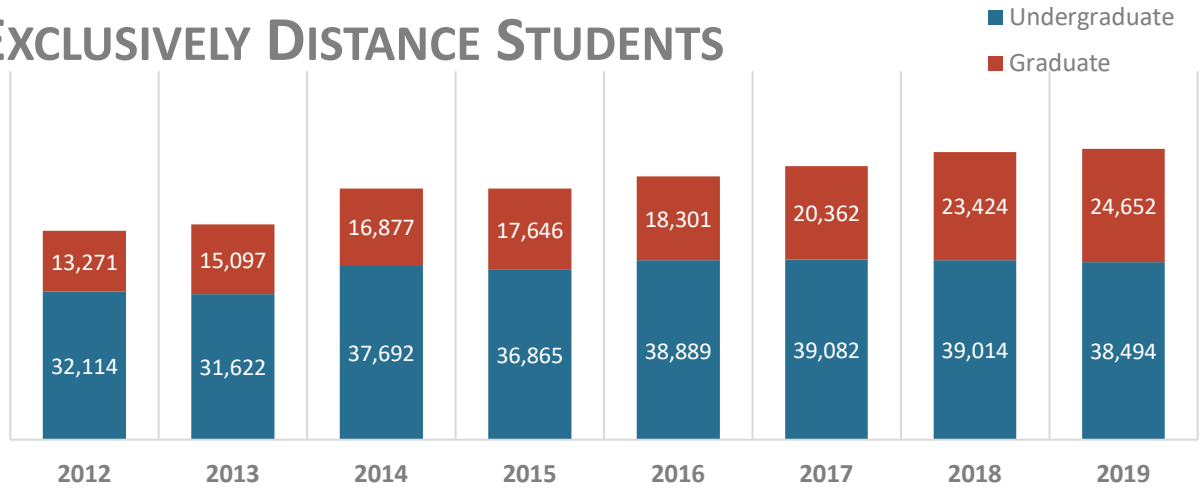
SIZE



TYPE

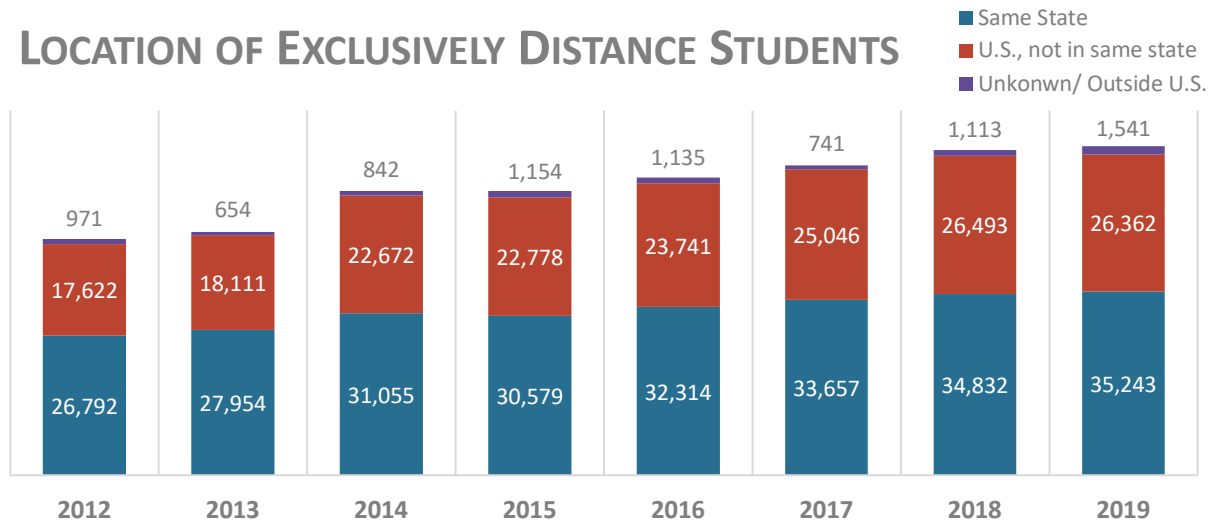


EXCLUSIVELY DISTANCE STUDENTS




A total of 63,146 students were taking all of their courses at a distance from Missouri institutions in the fall of 2019. This represents 17.4% of the enrolled students in the state, which ranks the state at number 23 in the U.S. The number of exclusively distance students who reside in Missouri while taking courses from an institution in Missouri was 26,792 in 2012 and grew to 35,243 by 2019. There are 27,903 students enrolled as exclusively distance students in Missouri institutions who reside outside Missouri, or whose place of residence is unknown.

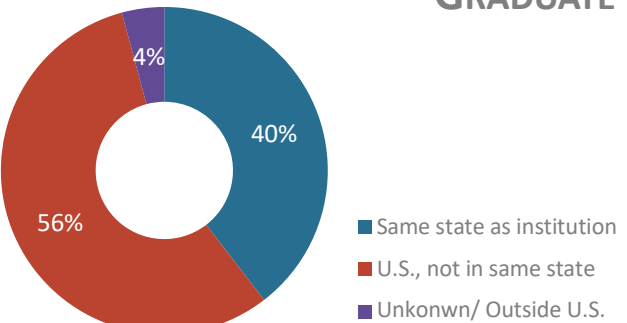
LOCATION OF EXCLUSIVELY DISTANCE STUDENTS



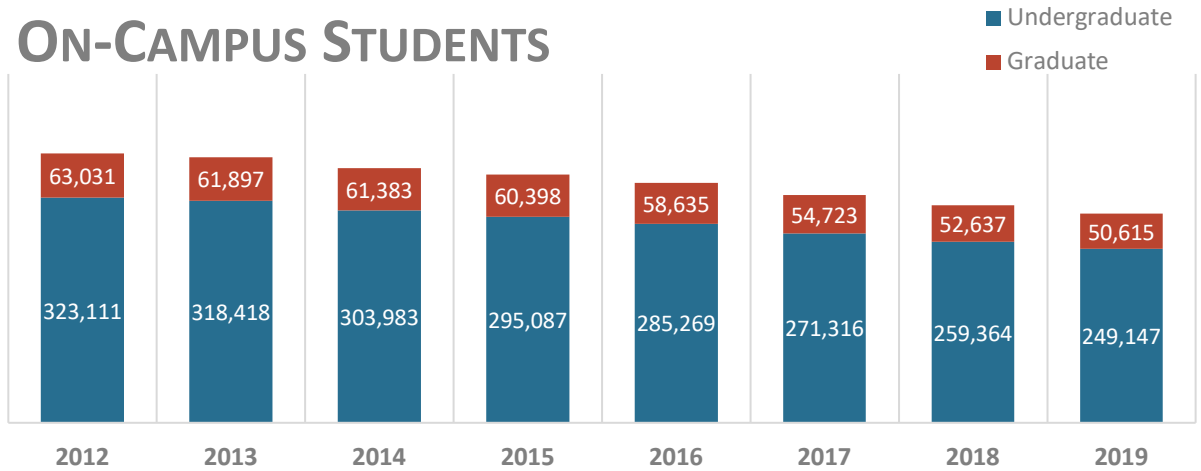
UNDERGRADUATE



GRADUATE

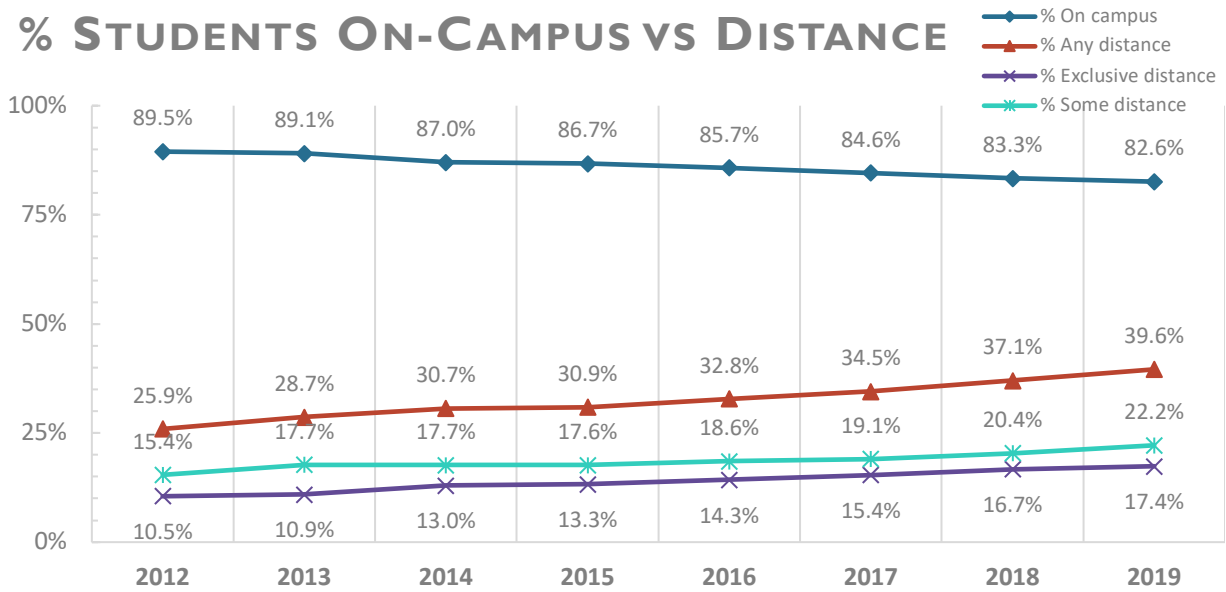


ON-CAMPUS STUDENTS

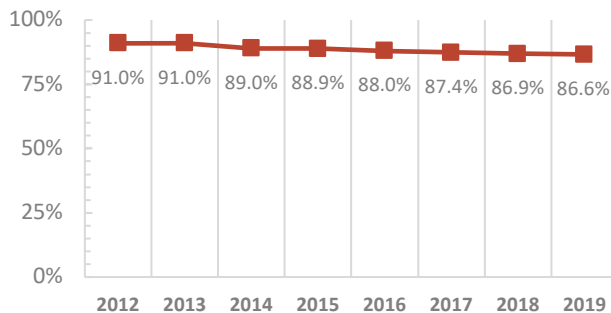


On-campus students are those who take one or more of their courses physically on-campus. The number of students studying on campus declined from 386,142 to 299,762 between 2012 and 2019 in Missouri, representing a reduction of 22.4%. This compares to a national decrease of 10.3% for the same period. In 2019, 86.6% of undergraduate students and 67.2% of graduate students in Missouri were taking at least one on-campus course.

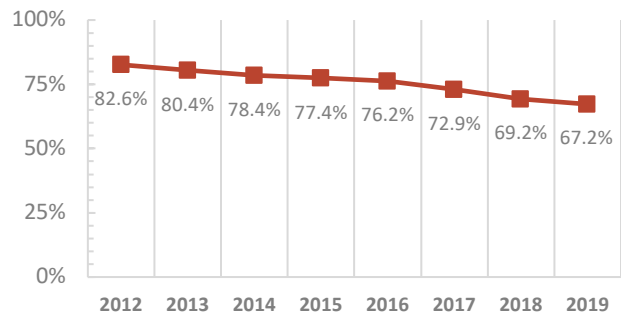
% STUDENTS ON-CAMPUS VS DISTANCE



% ON-CAMPUS: UNDERGRADUATE



% ON-CAMPUS: GRADUATE



INSTITUTIONS

	Missouri	National	State Rank	State as % of National
Total institutions	97	4,089	12	2.4%
Institutions w/ distance	79	3,161	13	2.5%
% Institution w/ distance	81.4%	77.3%	11	

ENROLLMENTS

Missouri		Total	Any Distance	Exclusive Distance	On Campus
	Total	362,908	143,671	63,146	299,762
Size	Under 1,000	14,537	5,682	2,137	12,400
	1,000 - 4,999	73,946	33,245	14,124	59,822
	5,000 - 9,999	71,472	31,328	15,463	56,009
	10,000 - 19,999	149,486	54,615	25,784	123,702
	20,000 and above	53,467	18,801	5,638	47,829
Carnegie	Not assigned	3,613	1,816	1,048	2,565
	Associates	86,934	35,400	13,117	73,817
	Research	109,481	31,730	13,807	95,674
	Masters	117,871	55,122	26,236	91,635
	Baccalaureate	27,403	9,964	4,282	23,121
Control	Specialized	17,606	9,639	4,656	12,950
	Public	226,010	84,934	27,584	198,426
	Private not-for-profit	133,034	56,956	34,905	98,129
Type	Private for-profit	3,864	1,781	657	3,207
	Four or more years	278,924	109,138	50,375	228,549
	At least 2 but less than 4 years	83,984	34,533	12,771	71,213