

Distance Education State Almanac

MONTANA



Julia E. Seaman, Ph.D.

Research Director, Bay View Analytics

Jeff Seaman, Ph.D.

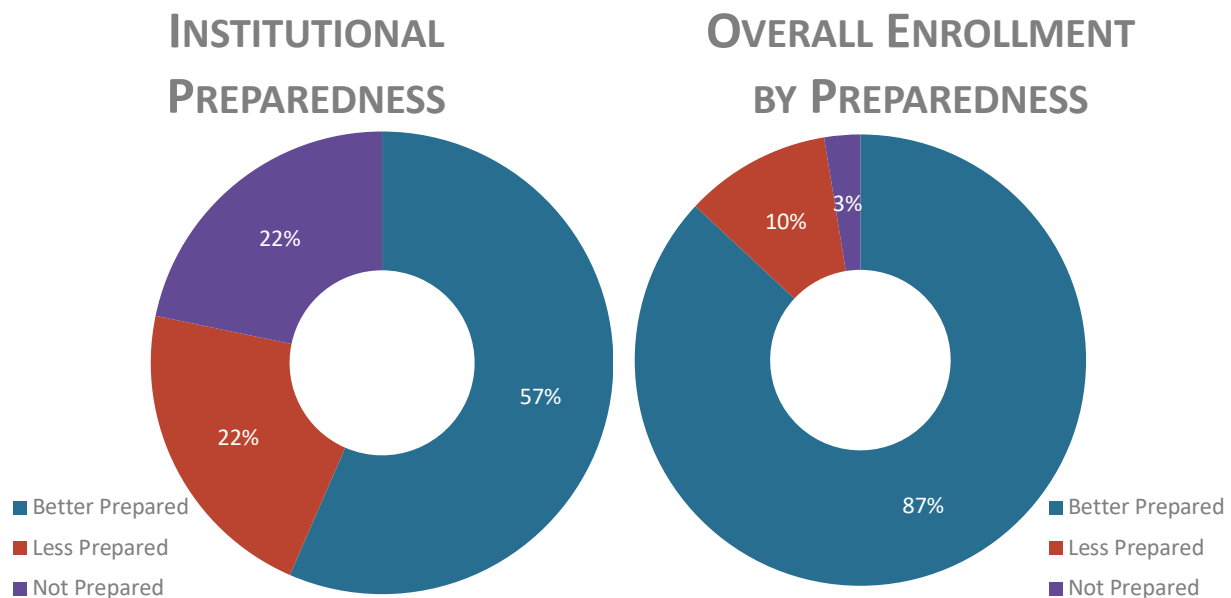
Director, Bay View Analytics



COVID-19 Distance Learning Preparedness

Not all higher education institutions were equally prepared to move courses online. Those institutions with a substantial number of students studying at a distance (1,000 or more), or a substantial percentage of their students taking at least one distance course (25% or more), can be expected to have the experience and infrastructure to better support a transition to online learning. Likewise, institutions with no distance students will have the least experience and infrastructure to support such a transition.

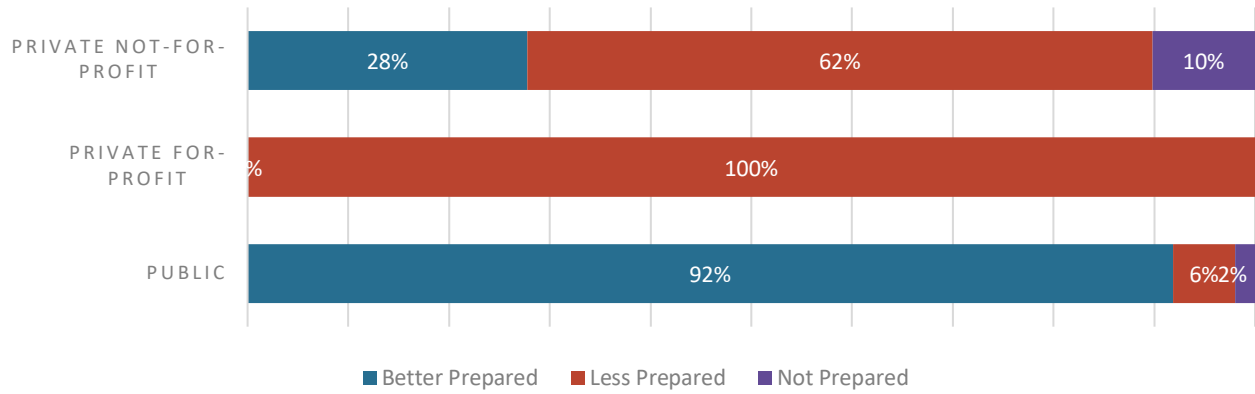
Nationally, 59.3% of all degree-granting institutions meet the criteria of having 25% or more or over 1,000 of their students taking distance courses. In Montana, 56.5% of institutions are better prepared for moving completely online. These institutions enroll 41,790 students, or 86.9% of all students in the state. There are 5 institutions in Montana with no distance students (representing 21.7% of the total in state institutions) that were likely not well prepared for a rapid transition to distance learning.



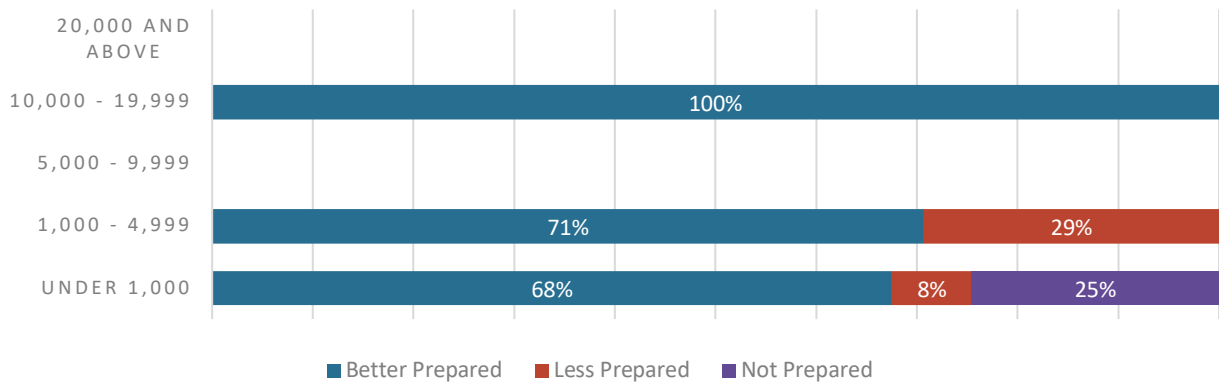
Preparedness Definitions:

- BETTER PREPARED:** Schools with more than 1,000 online students (thus extensive support staff) or having 25 percent or more of their students online
- LESS PREPARED:** Large schools with less than 1,000 online students (thus some support staff) or having less than 25 percent of their students online
- NOT PREPARED:** Schools with no distance enrollment

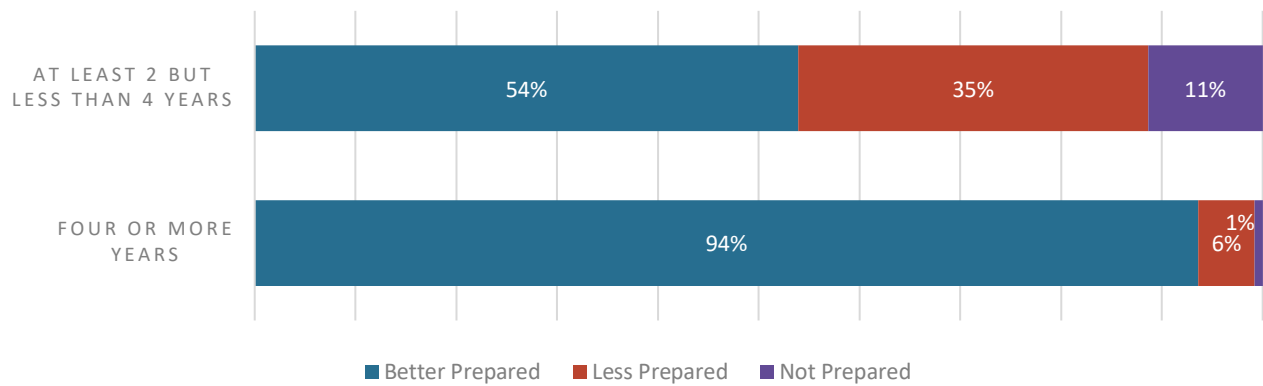
PREPAREDNESS BY CONTROL



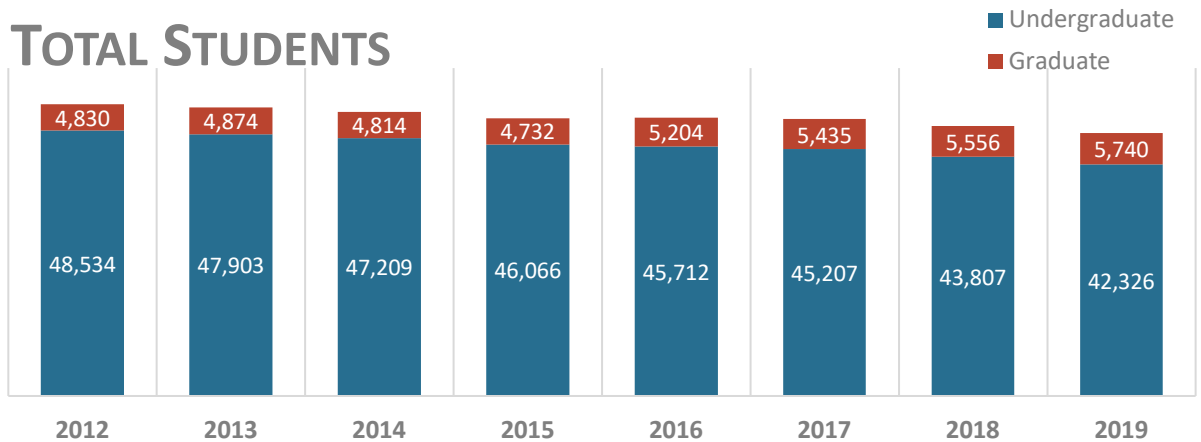
PREPAREDNESS BY SIZE



PREPAREDNESS BY TYPE



State Enrollment



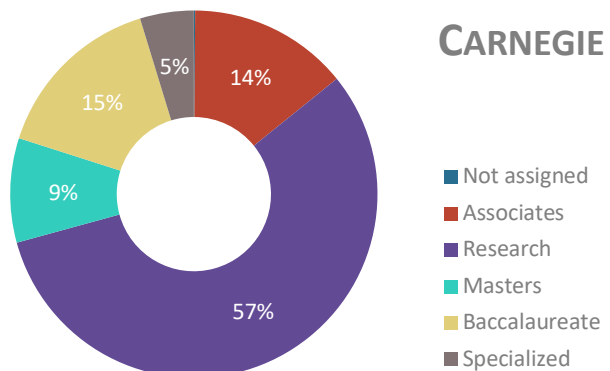
Institutions in Montana enrolled a total of 48,066 students in the fall of 2019; 42,326 students were enrolled at the undergraduate level, and 5,740 enrolled at the graduate level. The fall 2019 figure represents a decrease of 5,298 students (-9.9%) from the number enrolled in the fall of 2012. The number of undergraduate students decreased by 6,208 during this period, from 48,534 in 2012 to 42,326 in 2019 (-12.8%). The number of graduate students increased from 4,830 to 5,740 (18.8%) in the same period.

Enrollments in Fall 2019 totaled 44,416 students at public institutions (92% of all students), 3,595 students at private not-for-profit institutions (7.5%), and 55 students at private for-profit institutions (0.1%). Enrollments at public institutions decreased by 3,917 students between 2012 and 2019, while those at private not-for-profit institutions decreased by 1,436 students, and those at private for-profit institutions increased by 55 students.

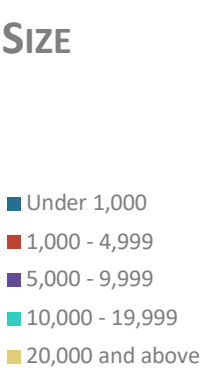
CONTROL



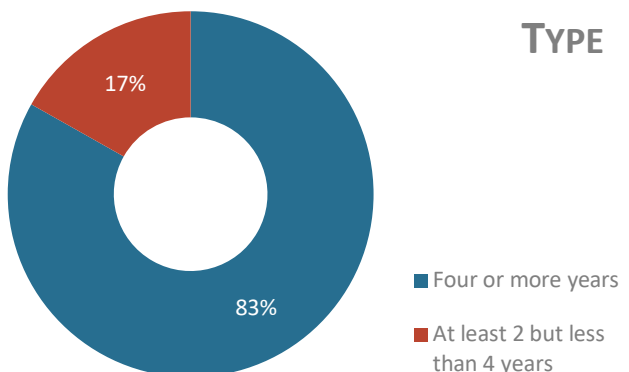
CARNEGIE



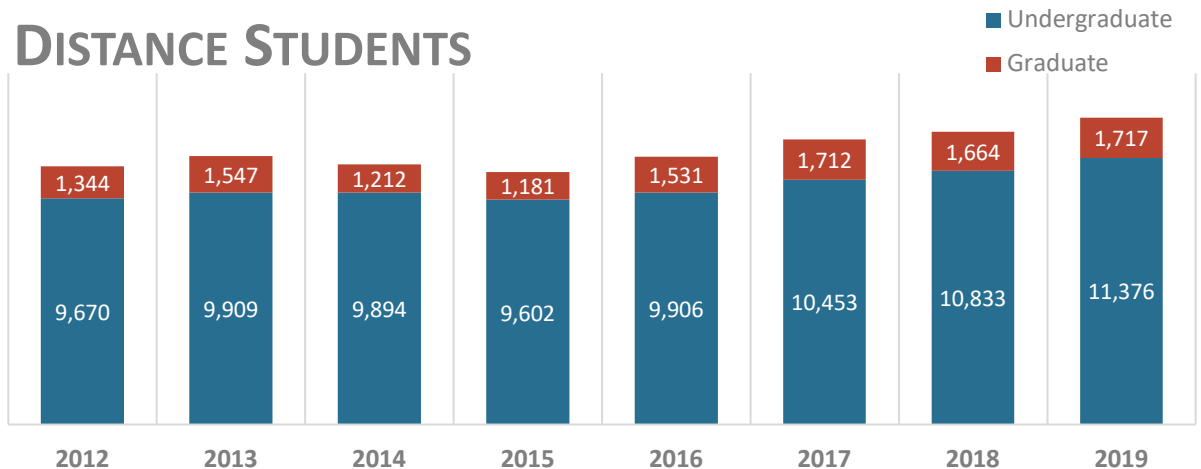
SIZE



TYPE



DISTANCE STUDENTS

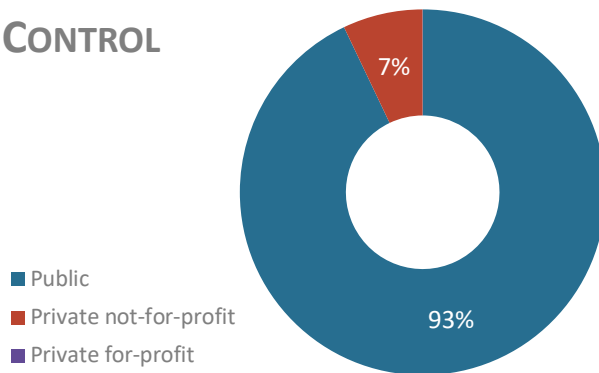


In 2019, a total of 13,093 students took at least one distance course from Montana institutions; 11,376 (26.9% of all undergraduate students) were enrolled at the undergraduate level, and 1,717 (29.9% of all graduate students) were enrolled at the graduate level.

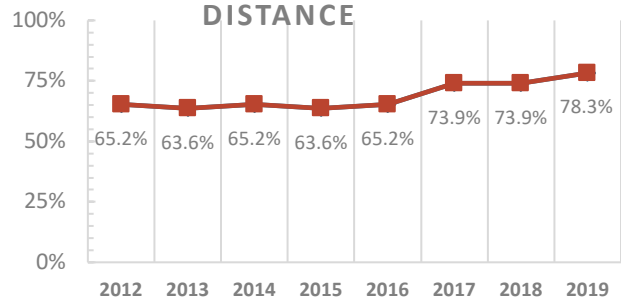
Among undergraduate level distance students, 10,710 were enrolled at institutions classified as public, 664 as private not-for-profit, and 2 as private for profit. At the graduate-level, 1,456 distance students were enrolled at institutions classified as public, 261 as private not-for-profit, and 0 as private for profit.

The number of undergraduate distance enrollments at Montana institutions increased by 1,706 (17.6%) between Fall 2012 and Fall 2019, while the number of graduate distance enrollments grew by 373 (27.8%) during this same period.

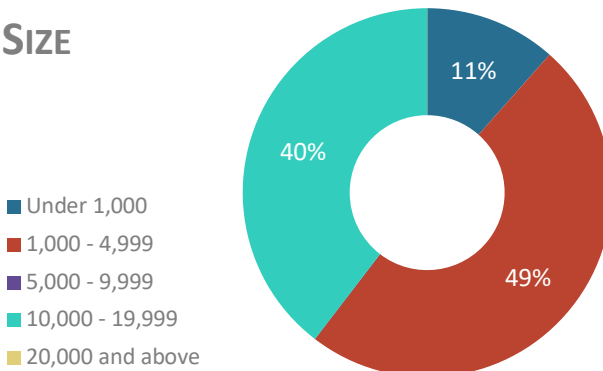
CONTROL



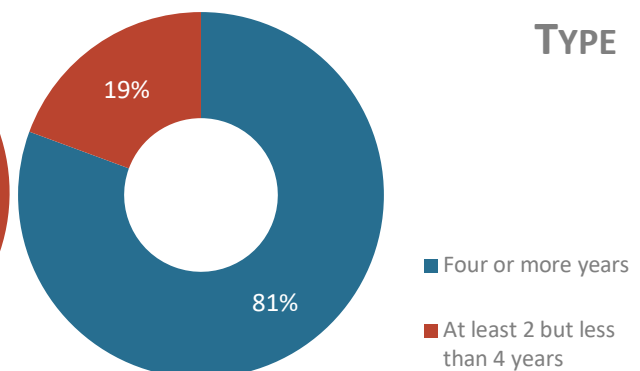
% INSTITUTIONS WITH DISTANCE



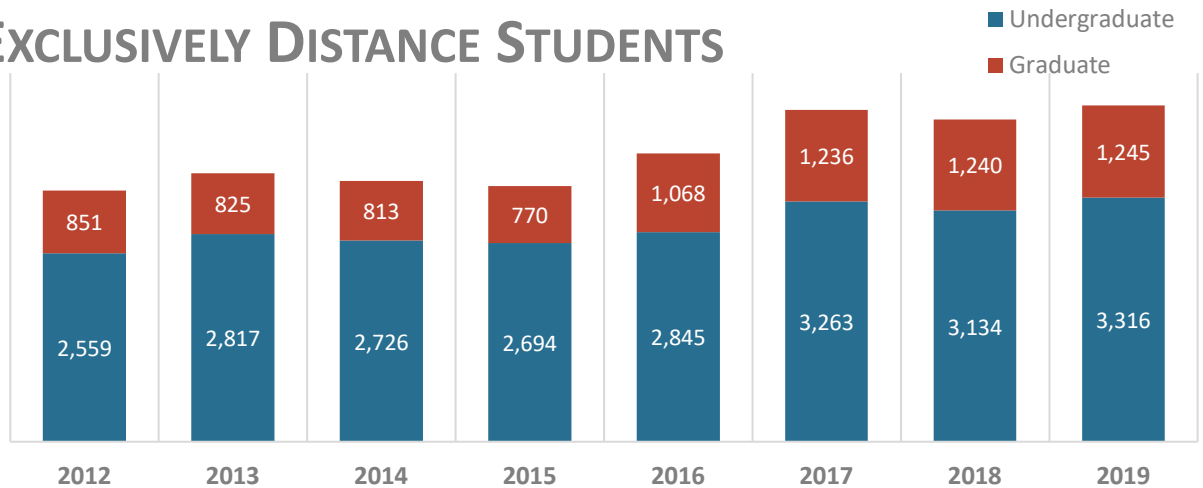
SIZE



TYPE

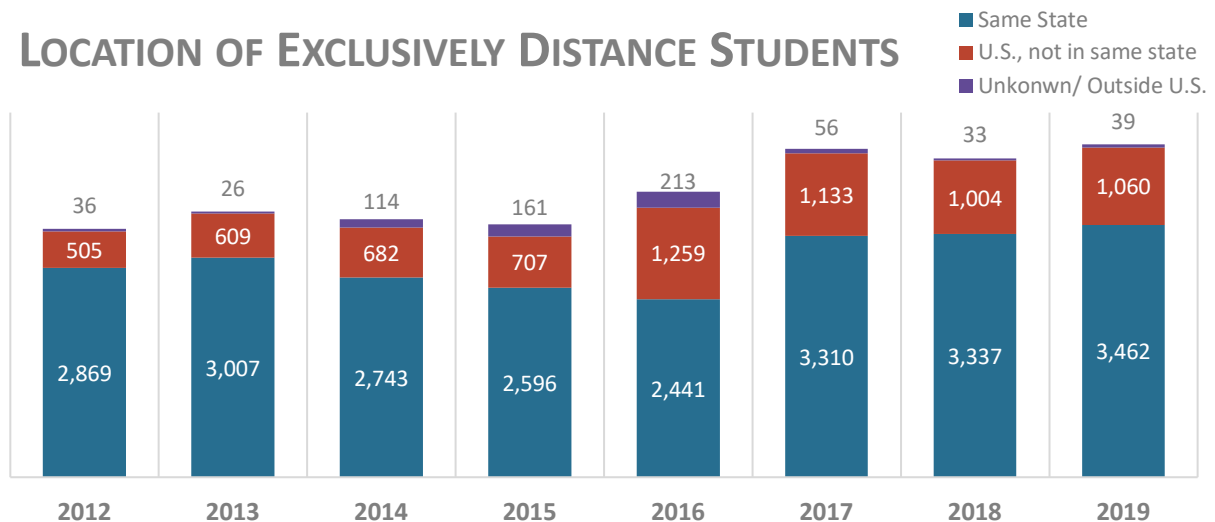


EXCLUSIVELY DISTANCE STUDENTS

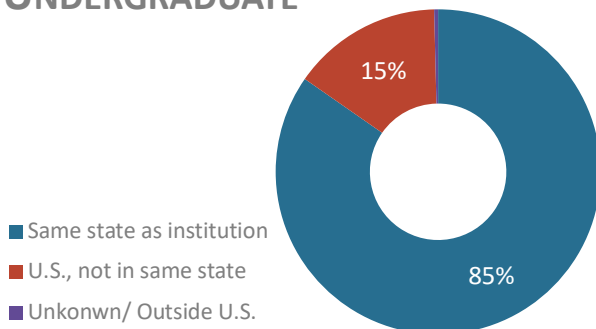


A total of 4,561 students were taking all of their courses at a distance from Montana institutions in the fall of 2019. This represents 9.5% of the enrolled students in the state, which ranks the state at number 47 in the U.S. The number of exclusively distance students who reside in Montana while taking courses from an institution in Montana was 2,869 in 2012 and grew to 3,462 by 2019. There are 1,099 students enrolled as exclusively distance students in Montana institutions who reside outside Montana, or whose place of residence is unknown.

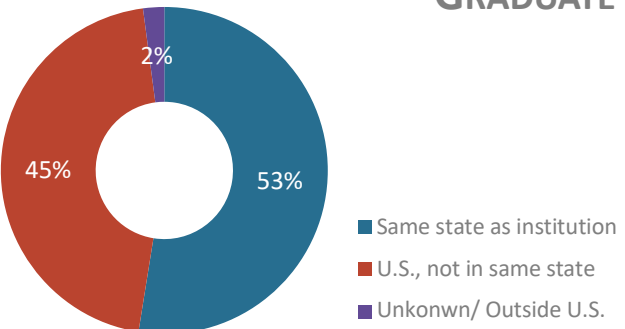
LOCATION OF EXCLUSIVELY DISTANCE STUDENTS



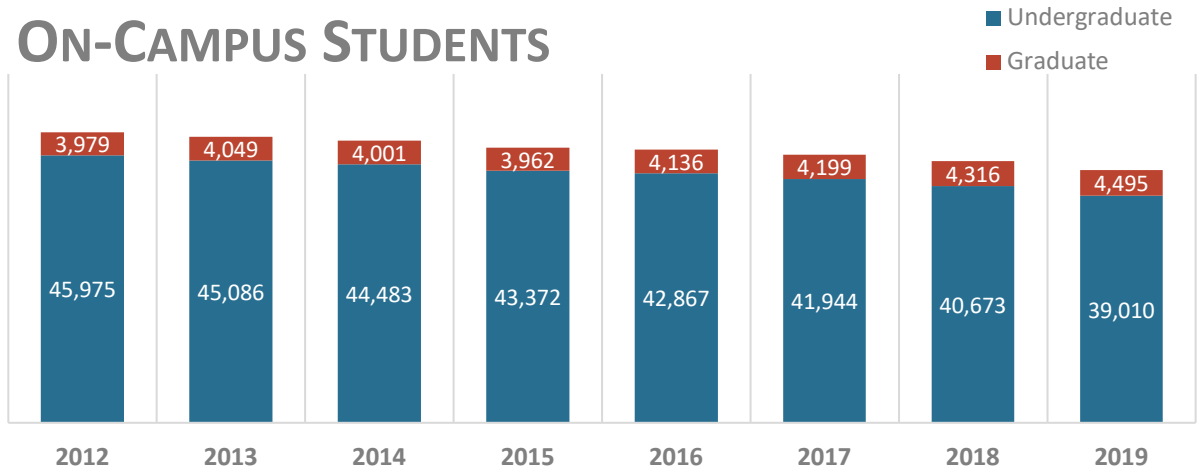
UNDERGRADUATE



GRADUATE

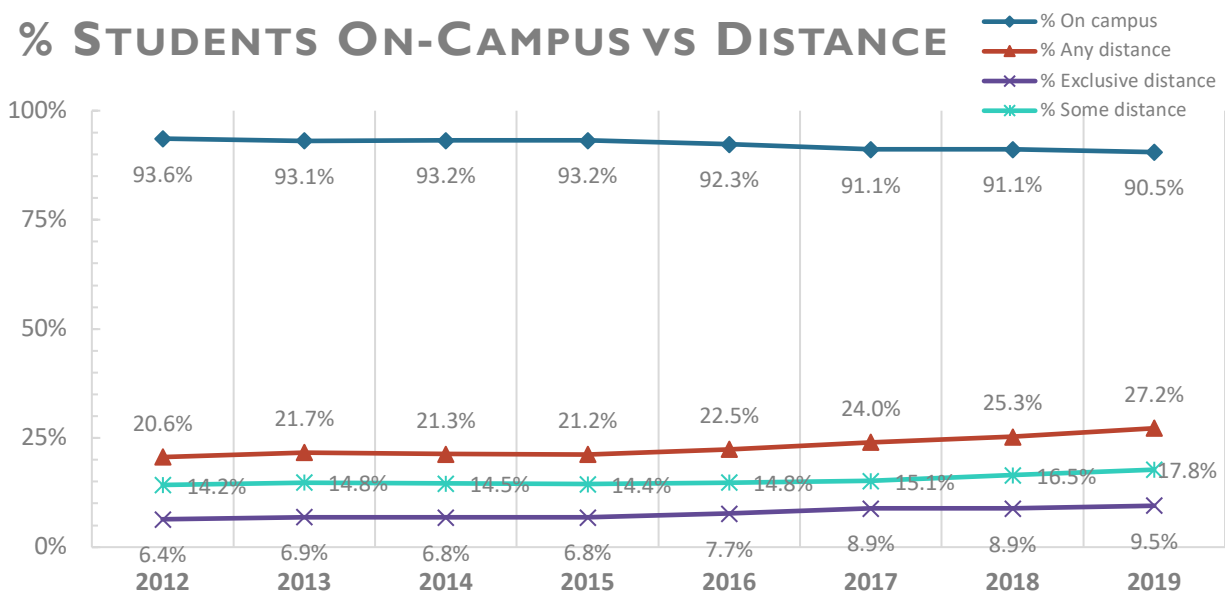


ON-CAMPUS STUDENTS

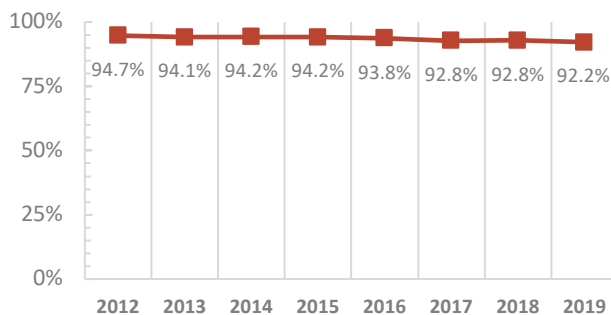


On-campus students are those who take one or more of their courses physically on-campus. The number of students studying on campus declined from 49,954 to 43,505 between 2012 and 2019 in Montana, representing a reduction of 12.9%. This compares to a national decrease of 10.3% for the same period. In 2019, 92.2% of undergraduate students and 78.3% of graduate students in Montana were taking at least one on-campus course.

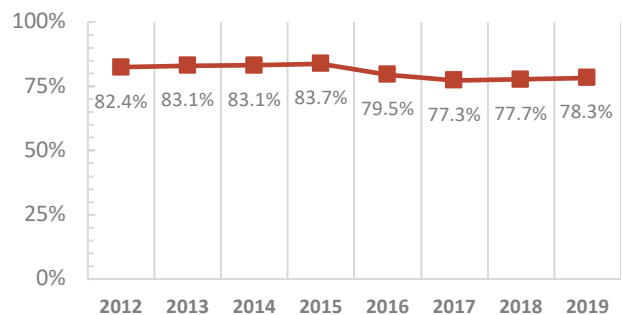
% STUDENTS ON-CAMPUS VS DISTANCE



% ON-CAMPUS: UNDERGRADUATE



% ON-CAMPUS: GRADUATE



INSTITUTIONS

	Montana	National	State Rank	State as % of National
Total institutions	23	4,089	39	0.6%
Institutions w/ distance	18	3,161	42	0.6%
% Institution w/ distance	78.3%	77.3%	42	

ENROLLMENTS

Montana		Total	Any Distance	Exclusive Distance	On Campus
	Total	48,066	13,093	4,561	43,505
Size	Under 1,000	5,048	1,512	887	4,161
	1,000 - 4,999	15,839	6,397	2,572	13,267
	5,000 - 9,999	-	-	-	-
	10,000 - 19,999	27,179	5,184	1,102	26,077
	20,000 and above	-	-	-	-
Carnegie	Not assigned	55	2	-	55
	Associates	6,768	2,530	1,010	5,758
	Research	27,179	5,184	1,102	26,077
	Masters	4,416	2,653	1,237	3,179
	Baccalaureate	7,374	2,487	1,209	6,165
Control	Specialized	2,274	237	3	2,271
	Public	44,416	12,166	3,968	40,448
	Private not-for-profit	3,595	925	593	3,002
Type	Private for-profit	55	2	-	55
	Four or more years	39,977	10,556	3,551	36,426
	At least 2 but less than 4 years	8,089	2,537	1,010	7,079