



digital learning
C O M P A S S

Distance Education State Almanac 2017

Nebraska

Julia E. Seaman, Ph.D.

Research Director, Babson Survey Research Group

Jeff Seaman, Ph.D.

Director, Babson Survey Research Group



This work is licensed under a Creative Commons Attribution-ShareAlike 4.0 International License.
by Babson Survey Research Group, e-Literate, and WCET

State maps images are by TUBS [CC BY-SA 3.0 (<https://creativecommons.org/licenses/by-sa/3.0/>)], via Wikimedia Commons

Nebraska



	State	% of National
Population	1,907,116	0.6%
18-55 Population	877,273	0.6%
Number of Institutions	45	0.9%

Nebraska has 45 degree-granting higher education institutions, which represent 0.9% of all such institutions in the United States. These institutions enrolled a total of 136,123 students as of fall 2015 (110,345 of which are studying at the undergraduate level and 25,778 at the graduate level). The fall 2015 figure is a decrease of 3,403 students (or -2.4%) from the number enrolled in the fall of 2012.

Among the total student body, 54,946 (41,412 undergraduates and 13,534 graduate students) were taking at least one course at a distance. This is 40.4% of the enrolled student body, which is higher than the national average rate of 29.7%. The number of students taking distance education courses in the state increased by 9,016 (or 19.6%) between fall 2012 and fall 2015. This is higher than the national level of growth of 11.0%.

26,481 students in Nebraska are taking all of their courses at a distance, made up of 15,753 undergraduates and 10,728 graduates. This represents 19.5% of all students enrolled in the state, a rate that is higher than the national average of 14.3%. A total of 16,220 (or 61.3% of these exclusively online students) live in Nebraska, the remainder come from outside of the state. This rate is higher than the national in-state average of 55.1%.

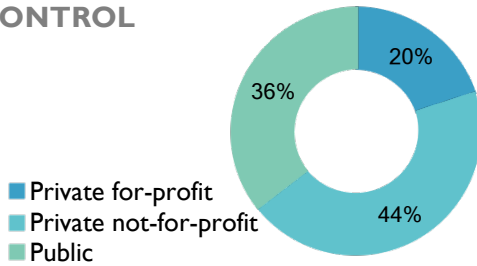
The number of students that take any of their courses on campus, including those who take all of their courses on campus and those who take a mix of on-campus and distance courses, is 109,642, or 80.5% of the total student enrollment in Nebraska. This number represents a decrease in proportion on campus from the four years prior (82.9% from 115,618 students in 2012). The -2.3% rate is a larger change than the national 1.7% decrease.

Overall and Distance Enrollment - 2015

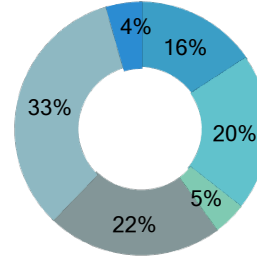
		Total		Undergraduate		Graduate	
		All Students	Any Distance	All Students	Any Distance	All Students	Any Distance
	Total	136,123	54,946	110,345	41,412	25,778	13,534
Control	Private for-profit	1,828	1,056	1,723	952	105	104
	Private not-for-profit	34,265	15,820	22,738	8,464	11,527	7,356
	Public	100,030	38,070	85,884	31,996	14,146	6,074
Type	2 to 4-year	40,083	13,760	40,083	13,760	0	0
	4-year or more	96,040	41,186	70,262	27,652	25,778	13,534
Institutional Enrollment Size	Under 1,000	5,303	1,812	4,932	1,671	371	141
	1,000 - 4,999	29,754	10,657	21,961	7,255	7,793	3,402
	5,000 - 9,999	45,468	22,593	35,970	15,410	9,498	7,183
	10,000 - 19,999	30,338	11,973	27,300	10,768	3,038	1,205
	20,000 and above	25,260	7,911	20,182	6,308	5,078	1,603
Carnegie	Associate's College	39,113	13,305	39,113	13,305	0	0
	Baccalaureate College	7,003	1,290	6,533	1,174	470	116
	Doctoral University	40,786	15,448	32,670	12,640	8,116	2,808
	Master's College	40,961	21,690	27,518	12,253	13,443	9,437
	Specialized	8,260	3,213	4,511	2,040	3,749	1,173
	Unassigned	0	0	0	0	0	0

Distribution of State Institutions

CONTROL

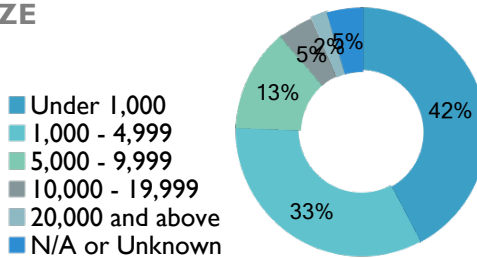


CARNEGIE

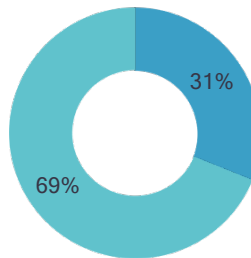


- Associate's College
- Baccalaureate College
- Doctoral University
- Master's College
- Specialized
- Unassigned

SIZE



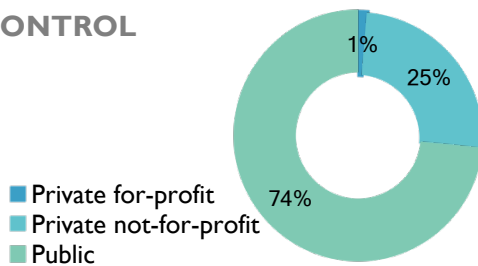
TYPE



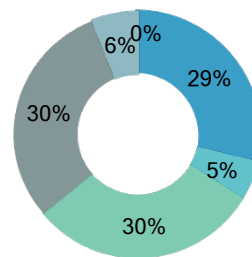
- 2 to 4-year
- 4-year or more

Distribution of Total Student Enrollment

CONTROL

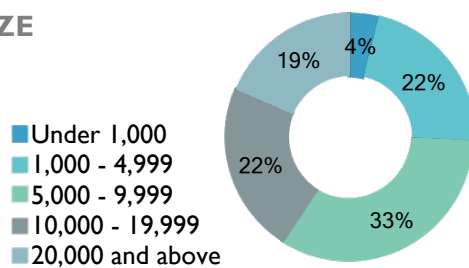


CARNEGIE

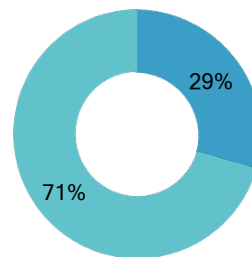


- Associate's College
- Baccalaureate College
- Doctoral University
- Master's College
- Specialized
- Unassigned

SIZE

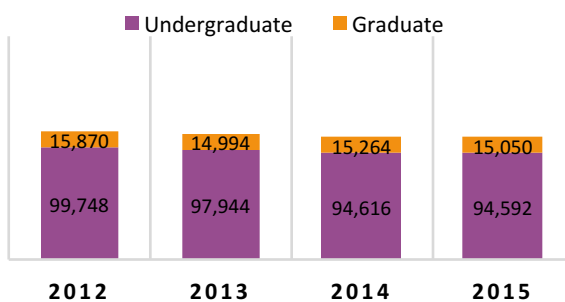


TYPE

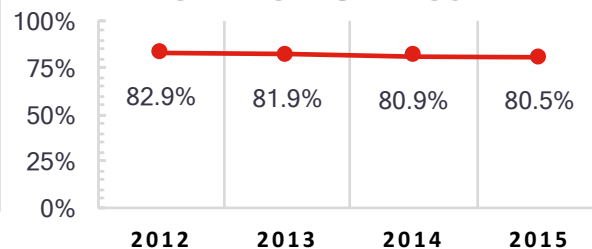


- 2 to 4-year
- 4-year or more

On-Campus Students

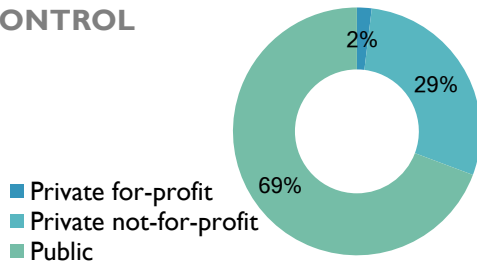


PERCENT ON CAMPUS

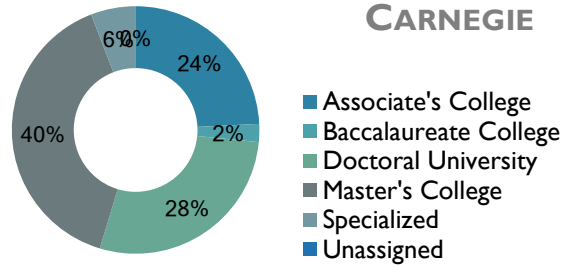


Distribution of Distance Student Enrollment

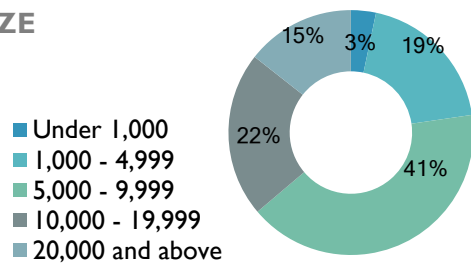
CONTROL



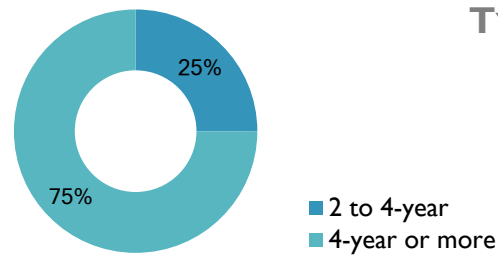
CARNEGIE



SIZE

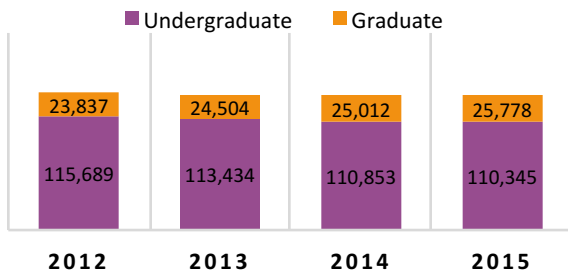


TYPE

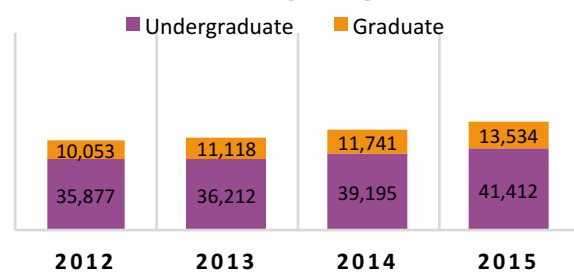


Enrollment Trends

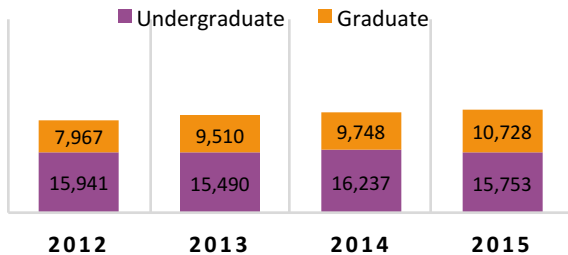
TOTAL STUDENTS



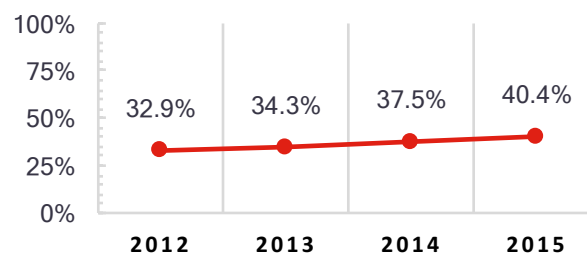
ANY DISTANCE



EXCLUSIVELY DISTANCE

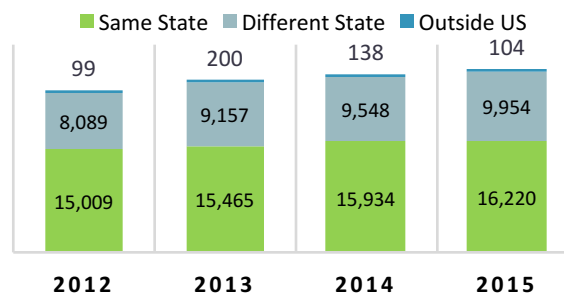
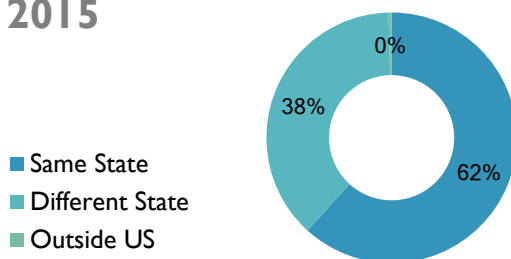


PERCENT DISTANCE



Exclusively Distance Student Locations

2015



Overall Enrollment in Nebraska

Top 10 Institutions by Total Numbers of Students - 2015

Rank	Institution	Total	Undergrad	Graduate	Control
1	University of Nebraska-Lincoln	25,260	20,182	5,078	Public
2	University of Nebraska at Omaha	15,526	12,488	3,038	Public
3	Metropolitan Community College Area	14,812	14,812	0	Public
4	Bellevue University	9,760	6,173	3,587	Private not-for-profit
5	Southeast Community College Area	9,248	9,248	0	Public
6	Creighton University	8,435	4,163	4,272	Private not-for-profit
7	University of Nebraska at Kearney	6,747	5,108	1,639	Public
8	Central Community College	6,227	6,227	0	Public
9	Northeast Community College	5,051	5,051	0	Public
10	University of Nebraska Medical Center	3,790	885	2,905	Public

Top 10 Institutions by Enrollment Growth 2012-2015

Rank	Institution	2012	2015	Change	Control
1	University of Nebraska-Lincoln	24,207	25,260	1,053	Public
2	University of Nebraska at Omaha	14,786	15,526	740	Public
3	Creighton University	7,736	8,435	699	Private not-for-profit
4	Midland University	1,126	1,646	520	Private not-for-profit
5	Concordia University-Nebraska	2,091	2,457	366	Private not-for-profit
6	Nebraska College of Technical Agriculture	331	512	181	Public
7	University of Nebraska Medical Center	3,655	3,790	135	Public
8	Nebraska Methodist College of Nursing	878	1,000	122	Private not-for-profit
9	Peru State College	2,390	2,506	116	Public
10	Hastings College	1,112	1,219	107	Private not-for-profit

Distance Enrollment in Nebraska

Top 10 Institutions by Distance Enrollment - 2015

Rank	Institution	Total	Undergrad	Graduate	Control
1	Bellevue University	8,516	5,207	3,309	Private not-for-profit
2	University of Nebraska-Lincoln	7,911	6,308	1,603	Public
3	University of Nebraska at Omaha	7,537	6,332	1,205	Public
4	Metropolitan Community College Area	4,436	4,436	0	Public
5	Creighton University	3,460	1,114	2,346	Private not-for-profit
6	University of Nebraska at Kearney	3,372	1,844	1,528	Public
7	Southeast Community College Area	3,007	3,007	0	Public
8	Central Community College	2,468	2,468	0	Public
9	Chadron State College	2,168	1,559	609	Public
10	Northeast Community College	1,770	1,770	0	Public

Top 10 Institutions by Distance Enrollment Growth 2012-2015

Rank	Institution	2012	2015	Change	Control
1	University of Nebraska at Omaha	4,063	7,537	3,474	Public
2	University of Nebraska-Lincoln	5,177	7,911	2,734	Public
3	Creighton University	942	3,460	2,518	Private not-for-profit
4	University of Nebraska at Kearney	2,626	3,372	746	Public
5	Concordia University-Nebraska	681	1,073	392	Private not-for-profit
6	Wayne State College	854	1,075	221	Public
7	University of Nebraska Medical Center	676	850	174	Public
8	Nebraska Wesleyan University	150	316	166	Private not-for-profit
9	Bellevue University	8,353	8,516	163	Private not-for-profit
10	Nebraska College of Technical Agriculture	104	264	160	Public