

*Distance Education State Almanac*

# OKLAHOMA



**Julia E. Seaman, Ph.D.**

*Research Director, Bay View Analytics*

**Jeff Seaman, Ph.D.**

*Director, Bay View Analytics*



## National setting

Student enrollment in higher education institutions has undergone fundamental changes over the last decade, a condition only exacerbated by the impact of the COVID-19 pandemic. Between 2012 and 2019, the total number of students enrolled at U.S. degree-granting institutions dropped by almost 1.1 million. At the same time, the number of students taking at least one online course grew by 2 million, from 5.4 million to 7.4 million, representing 37.2% of all students in 2019. The net result of these two changes was far fewer students studying on campus, from 18.3 million in 2012 to 16.4 million by 2019.

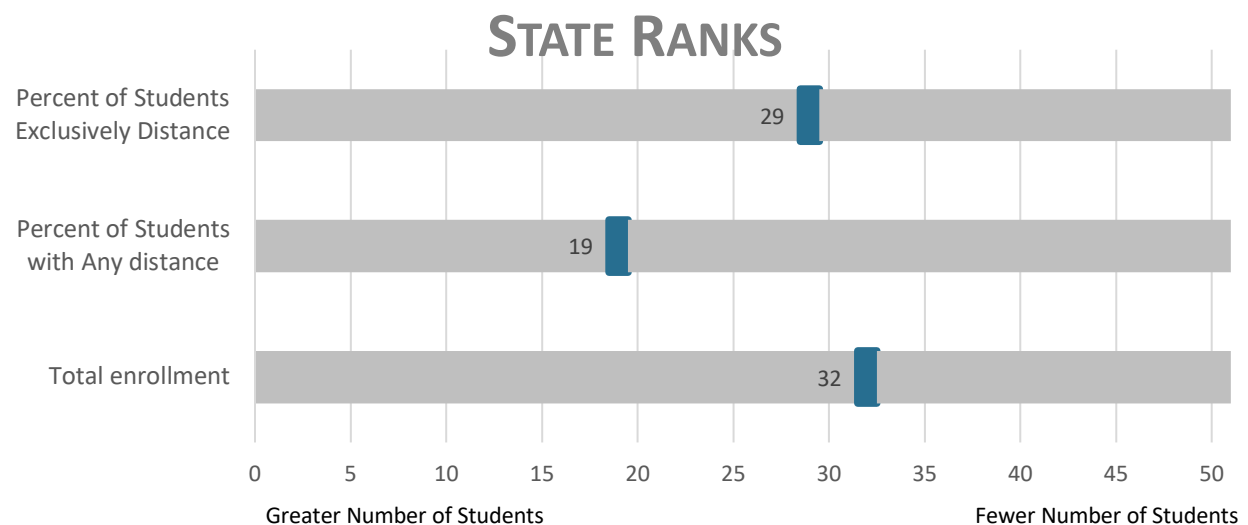
The information presented in the report represent the classifications and enrollments for Fall 2019 and were measured before the start of the COVID-19 pandemic. National totals include all 50 states, District of Columbia, America Samoa, Federated States of Micronesia, Guam, Marshall Islands, Northern Marianas, Palau, Puerto Rico, and the Virgin Islands.

## Oklahoma

Oklahoma has 51 degree-granting higher education institutions, representing 1.2% of all such institutions in the United States. Of these institutions, 30 are classified as public, 15 as private not-for-profit, and 6 as private for-profit. Of these 51 institutions, 31 offer four-year programs, and 20 offer two-year programs.

The state has 192,656 students enrolled across its institutions and ranks 32nd in terms of total higher education student enrollment. Between 2012 and 2019, the total number of students enrolled nationally declined by 5.0%. For Oklahoma, the enrollment decreased by 35,842 students, or -15.7%. Oklahoma has 167,337 students studying at the undergraduate level, a loss of 34,761 students from 2012 (-17.2%), compared to a 6.8% national decline. There are 25,319 students studying at the graduate level, which is 1,081 fewer than in 2012; this represents a change of -4.1%, where the national data showed an increase of 5.7%.

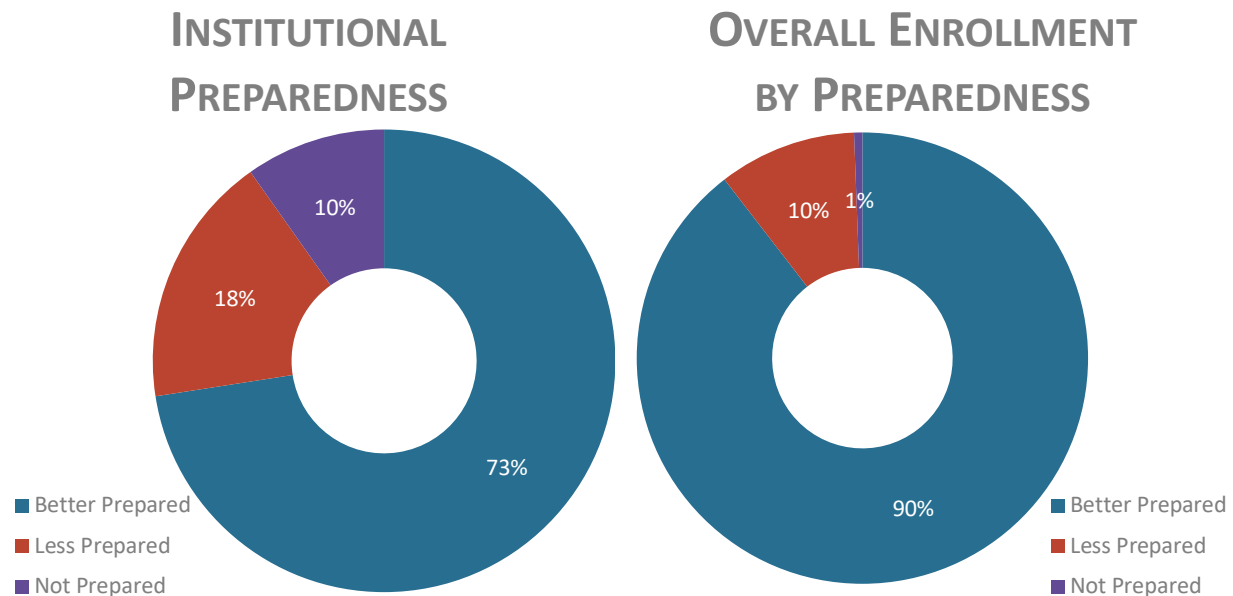
There are 82,508 students in Oklahoma that take at least one distance course. The state is ranked 19th for the proportion of students taking at least one distance course (42.8%). In 2019, there were 28,474 students taking all of their courses at a distance, a growth of 2,221 students (8.5%) from 2012. Oklahoma ranks 29th in the proportion of students (14.8%) taking exclusively distance courses in the nation.



## COVID-19 Distance Learning Preparedness

Not all higher education institutions were equally prepared to move courses online. Those institutions with a substantial number of students studying at a distance (1,000 or more), or a substantial percentage of their students taking at least one distance course (25% or more), can be expected to have the experience and infrastructure to better support a transition to online learning. Likewise, institutions with no distance students will have the least experience and infrastructure to support such a transition.

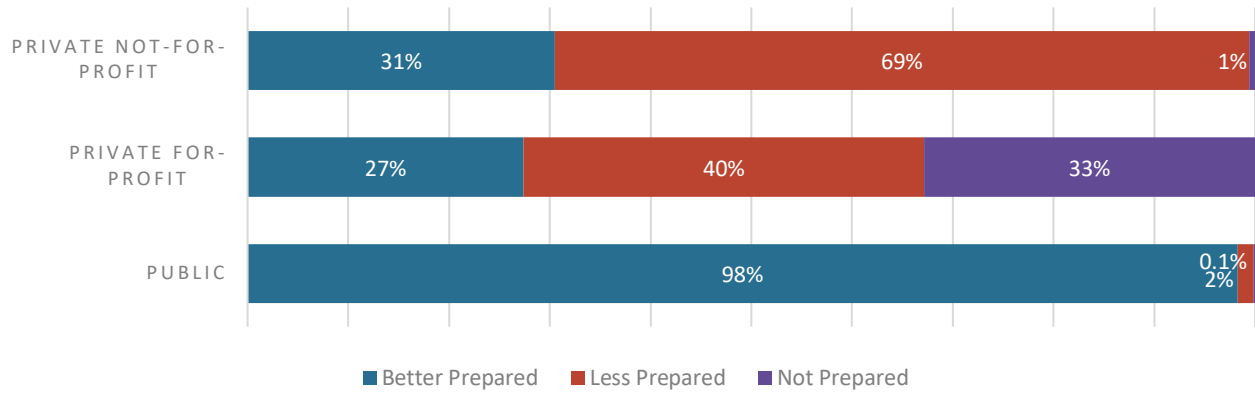
Nationally, 59.3% of all degree-granting institutions meet the criteria of having 25% or more or over 1,000 of their students taking distance courses. In Oklahoma, 72.5% of institutions are better prepared for moving completely online. These institutions enroll 172,491 students, or 89.5% of all students in the state. There are 5 institutions in Oklahoma with no distance students (representing 9.8% of the total in state institutions) that were likely not well prepared for a rapid transition to distance learning.



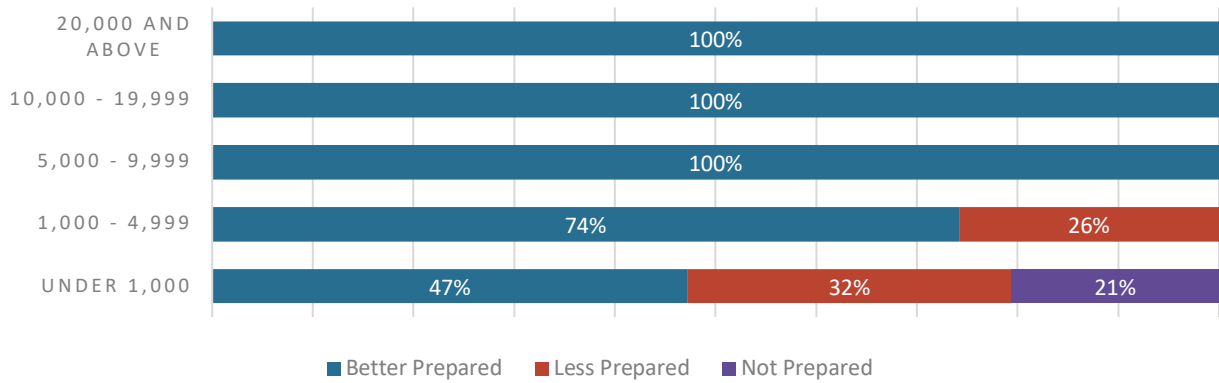
### Preparedness Definitions:

- BETTER PREPARED:** Schools with more than 1,000 online students (thus extensive support staff) or having 25 percent or more of their students online
- LESS PREPARED:** Large schools with less than 1,000 online students (thus some support staff) or having less than 25 percent of their students online
- NOT PREPARED:** Schools with no distance enrollment

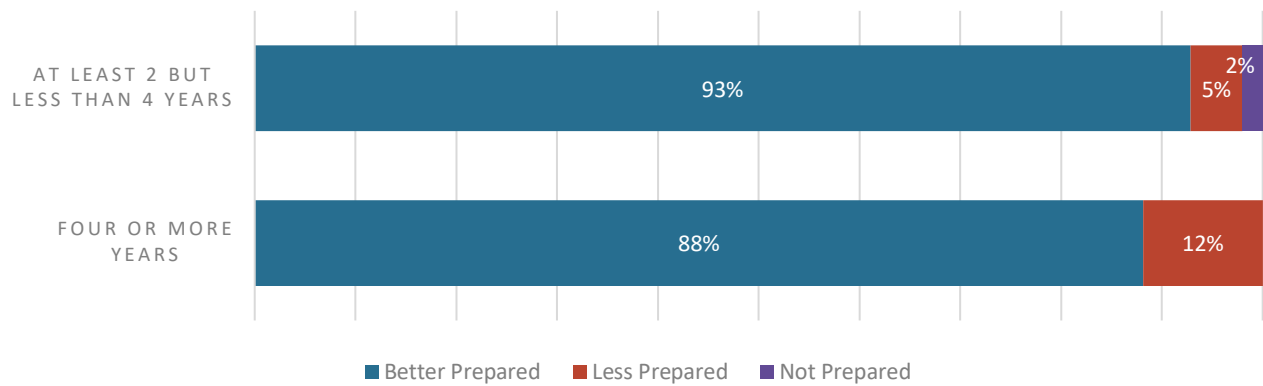
### PREPAREDNESS BY CONTROL



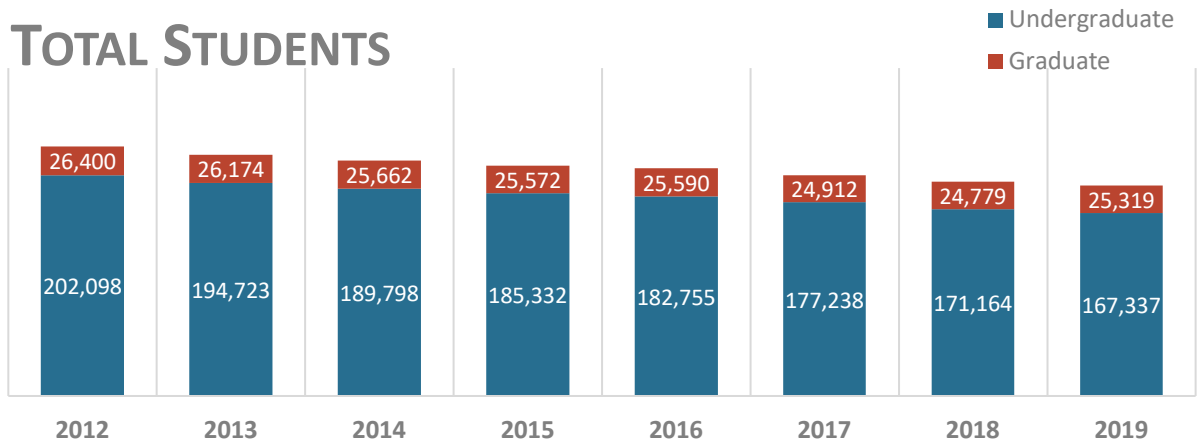
### PREPAREDNESS BY SIZE



### PREPAREDNESS BY TYPE



## State Enrollment



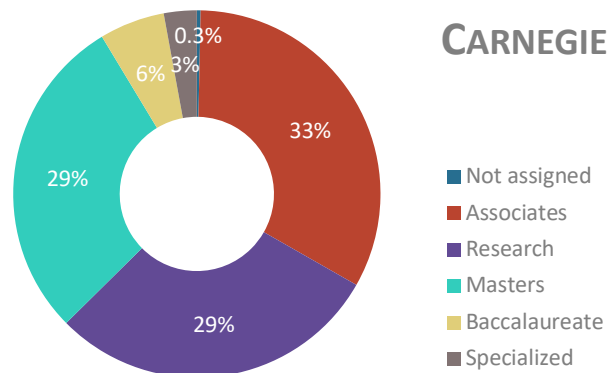
Institutions in Oklahoma enrolled a total of 192,656 students in the of Fall 2019; 167,337 students were enrolled at the undergraduate level, and 25,319 enrolled at the graduate level. The Fall 2019 figure represents a decrease of 35,842 students (-15.7%) from the number enrolled in the fall of 2012. The number of undergraduate students decreased by 34,761 during this period, from 202,098 in 2012 to 167,337 in 2019 (-17.2%). The number of graduate students decreased from 26,400 to 25,319 (-4.1%) in the same period.

Enrollments in Fall 2019 totaled 167,949 students at public institutions (87% of all students), 22,251 students at private not-for-profit institutions (11.5%), and 2,456 students at private for-profit institutions (1.3%). Enrollments at public institutions decreased by 27,169 students between 2012 and 2019, while those at private not-for-profit institutions decreased by 1,781 students, and those at private for-profit institutions decreased by 6,892 students.

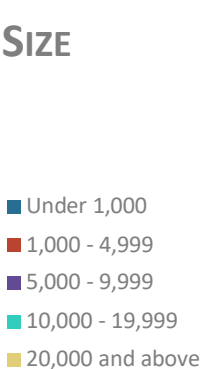
### CONTROL



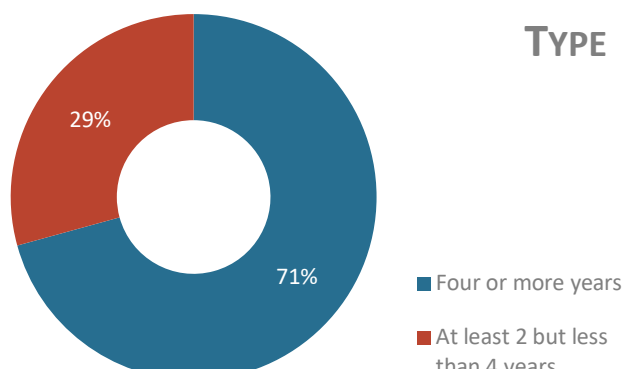
### CARNEGIE



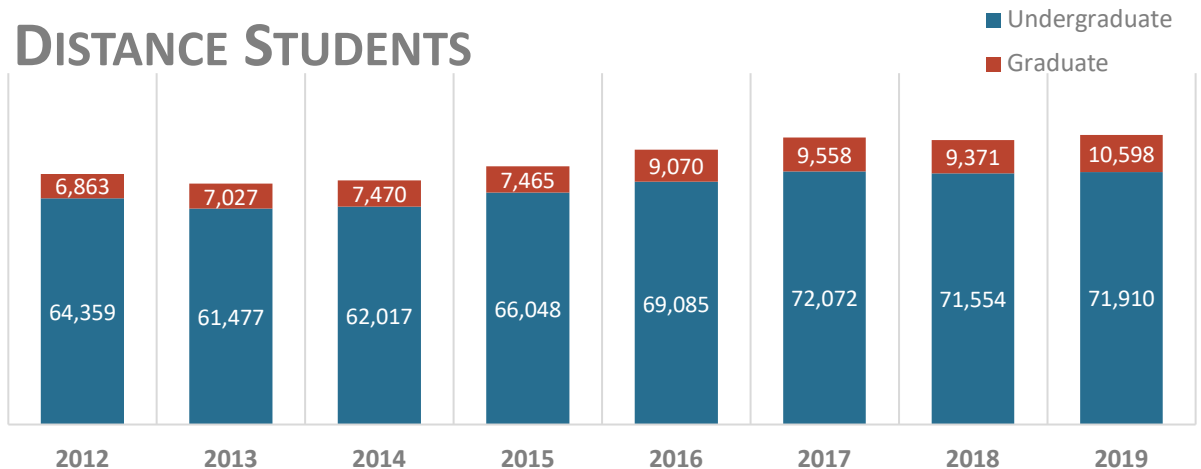
### SIZE



### TYPE



## DISTANCE STUDENTS

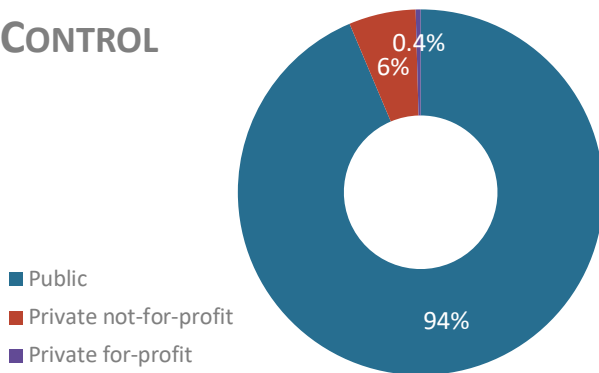


In 2019, a total of 82,508 students took at least one distance course from Oklahoma institutions; 71,910 (43.0% of all undergraduate students) were enrolled at the undergraduate level, and 10,598 (41.9% of all graduate students) were enrolled at the graduate level.

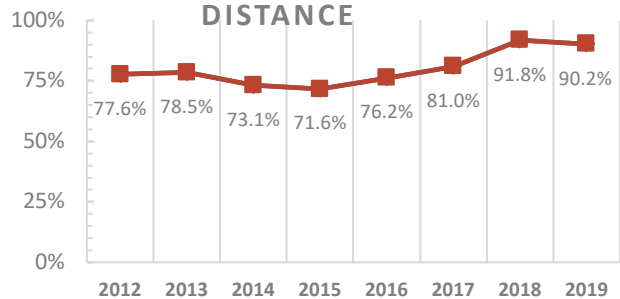
Among undergraduate level distance students, 68,147 were enrolled at institutions classified as public, 3,400 as private not-for-profit, and 363 as private for profit. At the graduate-level, 9,115 distance students were enrolled at institutions classified as public, 1,483 as private not-for-profit, and 0 as private for profit.

The number of undergraduate distance enrollments at Oklahoma institutions increased by 7,551 (11.7%) between Fall 2012 and Fall 2019, while the number of graduate distance enrollments grew by 3,735 (54.4%) during this same period.

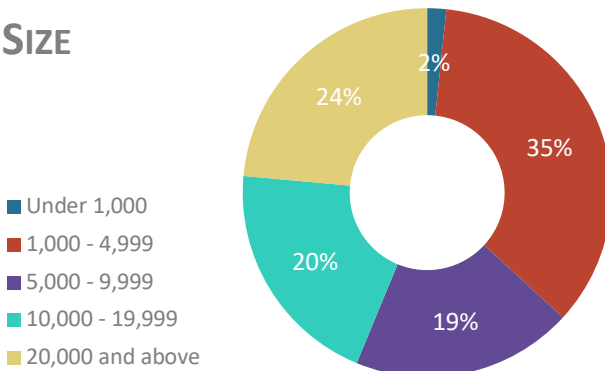
### CONTROL



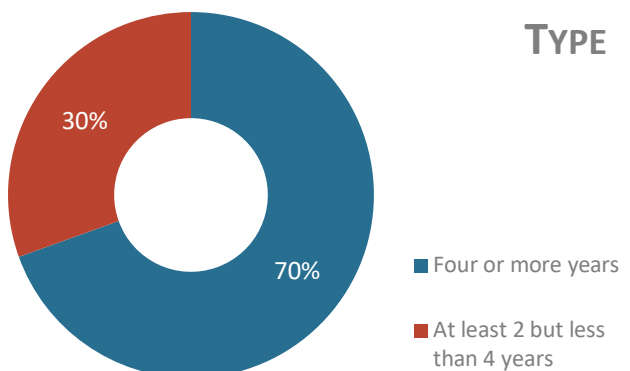
### % INSTITUTIONS WITH DISTANCE



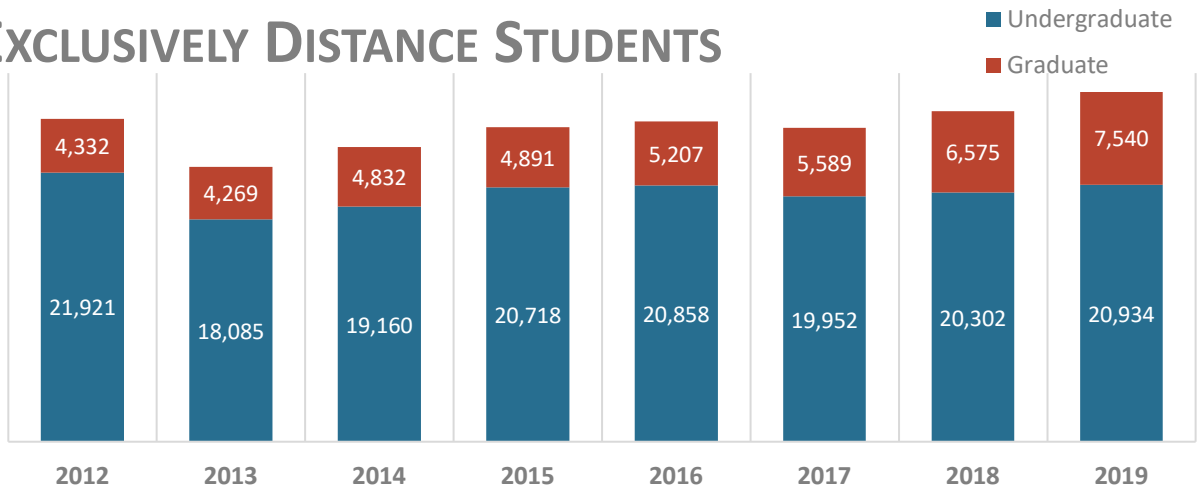
### SIZE



### TYPE

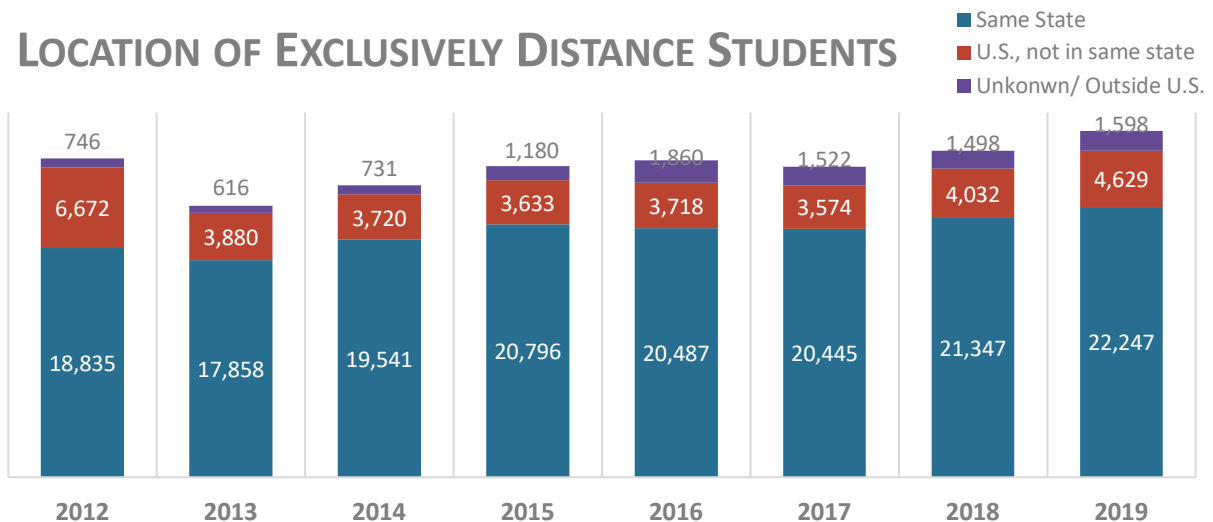


## EXCLUSIVELY DISTANCE STUDENTS

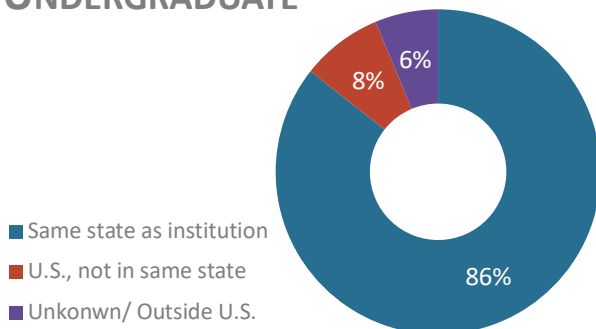


A total of 28,474 students were taking all of their courses at a distance from Oklahoma institutions in the fall of 2019. This represents 14.8% of the enrolled students in the state, which ranks the state at number 29 in the U.S. The number of exclusively distance students who reside in Oklahoma while taking courses from an institution in Oklahoma was 18,835 in 2012 and fell to 22,247 by 2019. There are 6,227 students enrolled as exclusively distance students in Oklahoma institutions who reside outside Oklahoma, or whose place of residence is unknown.

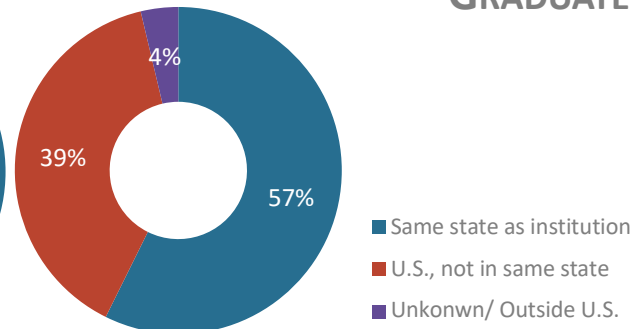
## LOCATION OF EXCLUSIVELY DISTANCE STUDENTS



### UNDERGRADUATE

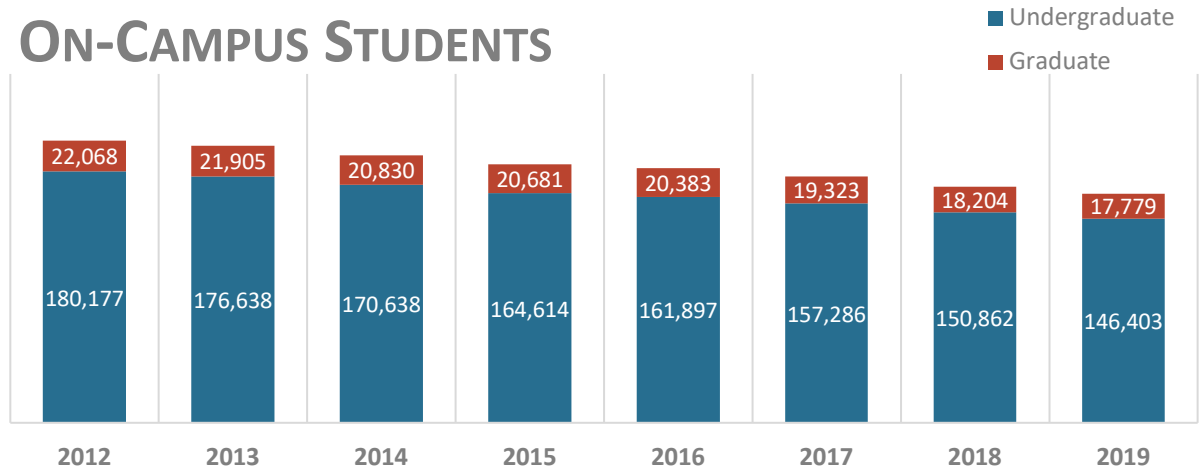


### GRADUATE



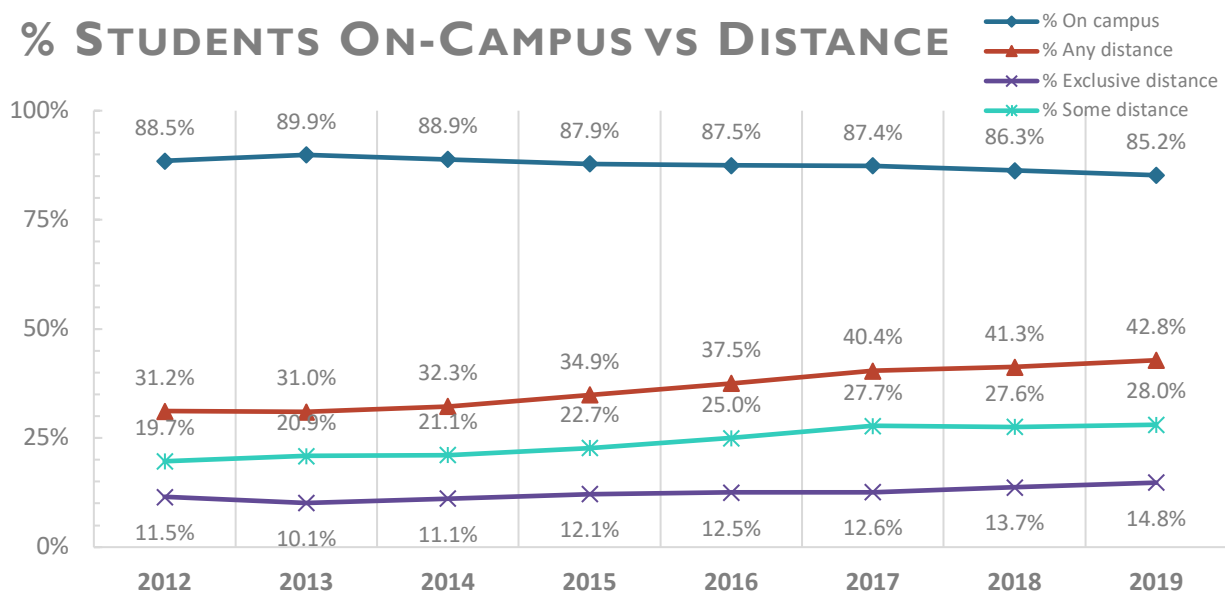
## On-Campus Enrollment

### ON-CAMPUS STUDENTS

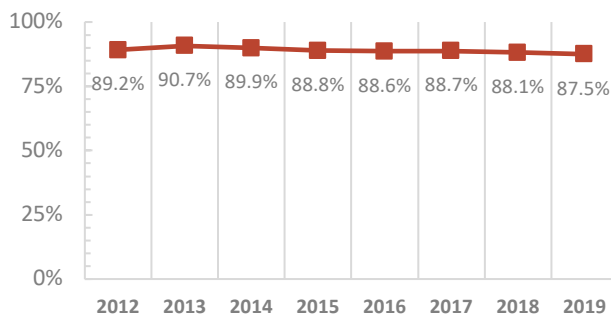


On-campus students are those who take one or more of their courses physically on-campus. The number of students studying on campus declined from 202,245 to 164,182 between 2012 and 2019 in Oklahoma, representing a reduction of 18.8%. This compares to a national decrease of 10.3% for the same period. In 2019, 87.5% of undergraduate students and 70.2% of graduate students in Oklahoma were taking at least one on-campus course.

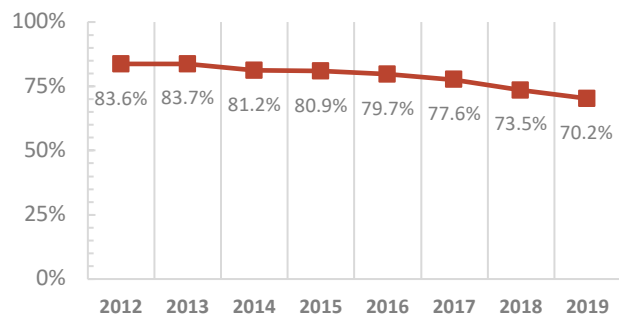
### % STUDENTS ON-CAMPUS VS DISTANCE



#### % ON-CAMPUS: UNDERGRADUATE



#### % ON-CAMPUS: GRADUATE





## INSTITUTIONS

	Oklahoma	National	State Rank	State as % of National
<b>Total institutions</b>	51	4,089	28	1.2%
<b>Institutions w/ distance</b>	46	3,161	28	1.5%
<b>% Institution w/ distance</b>	90.2%	77.3%	27	

## ENROLLMENTS

Oklahoma		Total	Any Distance	Exclusive Distance	On Campus
	<b>Total</b>	192,656	82,508	28,474	164,182
<b>Size</b>	<b>Under 1,000</b>	5,525	1,374	688	4,837
	<b>1,000 - 4,999</b>	66,755	29,017	11,053	55,702
	<b>5,000 - 9,999</b>	24,961	16,011	7,515	17,446
	<b>10,000 - 19,999</b>	43,257	16,671	4,935	38,322
	<b>20,000 and above</b>	52,158	19,435	4,283	47,875
		<b>Not assigned</b>	637	-	-
<b>Carnegie</b>	<b>Associates</b>	63,417	29,885	11,549	51,868
	<b>Research</b>	56,537	19,592	4,424	52,113
	<b>Masters</b>	55,413	25,605	9,090	46,323
	<b>Baccalaureate</b>	11,076	4,838	2,534	8,542
	<b>Specialized</b>	5,576	2,588	877	4,699
<b>Control</b>	<b>Public</b>	167,949	77,262	25,208	142,741
	<b>Private not-for-profit</b>	22,251	4,883	3,159	19,092
	<b>Private for-profit</b>	2,456	363	107	2,349
<b>Type</b>	<b>Four or more years</b>	136,258	57,347	19,111	117,147
	<b>At least 2 but less than 4 years</b>	56,398	25,161	9,363	47,035