

Distance Education State Almanac

SOUTH DAKOTA



Julia E. Seaman, Ph.D.

Research Director, Bay View Analytics

Jeff Seaman, Ph.D.

Director, Bay View Analytics



National setting

Student enrollment in higher education institutions has undergone fundamental changes over the last decade, a condition only exacerbated by the impact of the COVID-19 pandemic. Between 2012 and 2019, the total number of students enrolled at U.S. degree-granting institutions dropped by almost 1.1 million. At the same time, the number of students taking at least one online course grew by 2 million, from 5.4 million to 7.4 million, representing 37.2% of all students in 2019. The net result of these two changes was far fewer students studying on campus, from 18.3 million in 2012 to 16.4 million by 2019.

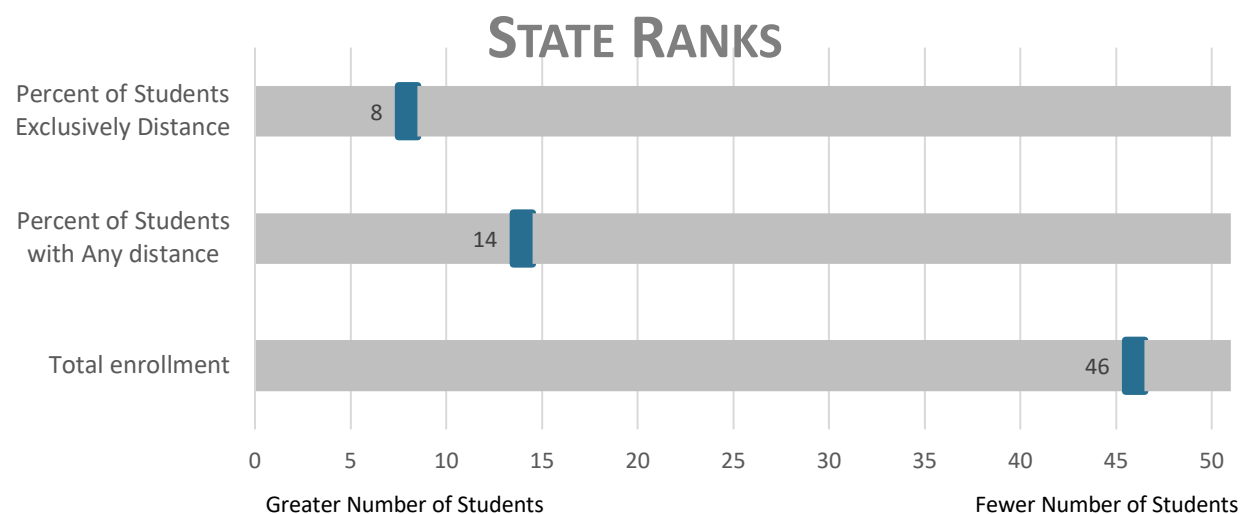
The information presented in the report represent the classifications and enrollments for Fall 2019 and were measured before the start of the COVID-19 pandemic. National totals include all 50 states, District of Columbia, American Samoa, Federated States of Micronesia, Guam, Marshall Islands, Northern Marianas, Palau, Puerto Rico, and the Virgin Islands.

South Dakota

South Dakota has 21 degree-granting higher education institutions, representing 0.5% of all such institutions in the United States. Of these institutions, 13 are classified as public, 6 as private not-for-profit, and 2 as private for-profit. Of these 21 institutions, 16 offer four-year programs, and 5 offer two-year programs.

The state has 51,941 students enrolled across its institutions and ranks 46th in terms of total higher education student enrollment. Between 2012 and 2019, the total number of students enrolled nationally declined by 5.0%. For South Dakota, the enrollment decreased by 4,117 students, or -7.3%. South Dakota has 45,146 students studying at the undergraduate level, a loss of 4,113 students from 2012 (-8.3%), compared to a 6.8% national decline. There are 6,795 students studying at the graduate level, which is 4 fewer than in 2012; this represents a change of -0.1%, where the national data showed an increase of 5.7%.

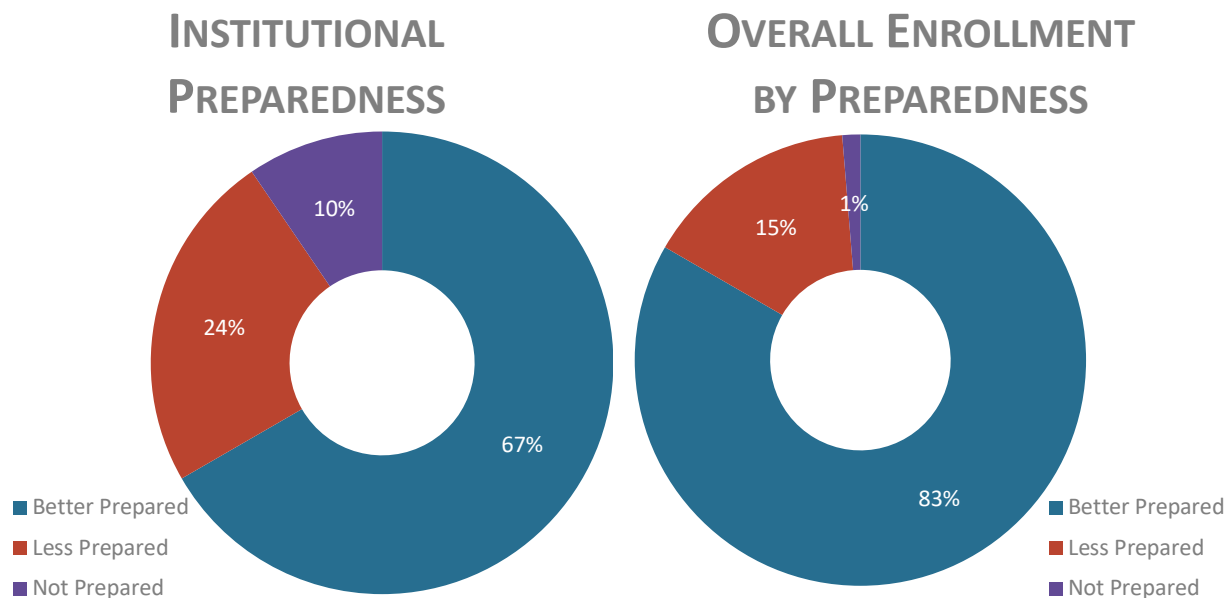
There are 22,725 students in South Dakota that take at least one distance course. The state is ranked 14th for the proportion of students taking at least one distance course (43.8%). In 2019, there were 12,741 students taking all of their courses at a distance, a growth of 938 students (7.9%) from 2012. South Dakota ranks 8th in the proportion of students (24.5%) taking exclusively distance courses in the nation.



COVID-19 Distance Learning Preparedness

Not all higher education institutions were equally prepared to move courses online. Those institutions with a substantial number of students studying at a distance (1,000 or more), or a substantial percentage of their students taking at least one distance course (25% or more), can be expected to have the experience and infrastructure to better support a transition to online learning. Likewise, institutions with no distance students will have the least experience and infrastructure to support such a transition.

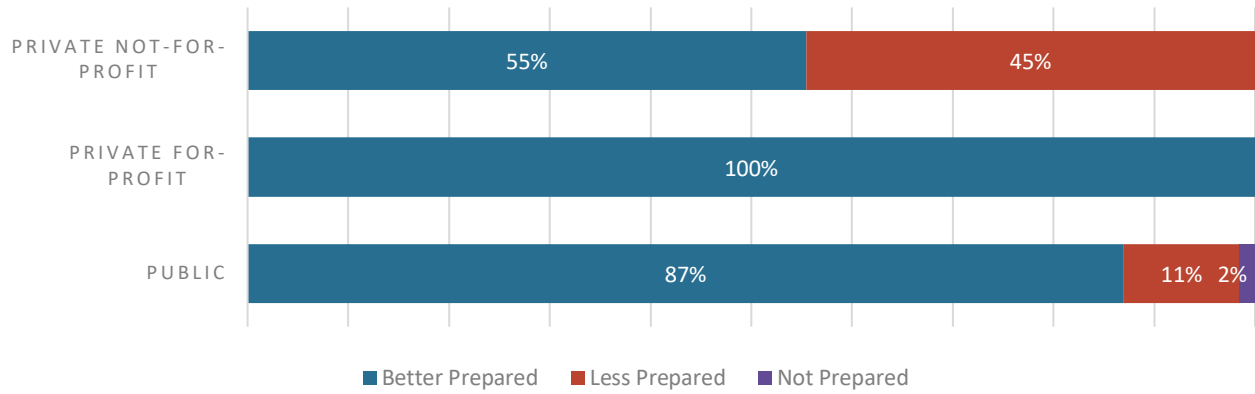
Nationally, 59.3% of all degree-granting institutions meet the criteria of having 25% or more or over 1,000 of their students taking distance courses. In South Dakota, 66.7% of institutions are better prepared for moving completely online. These institutions enroll 43,287 students, or 83.3% of all students in the state. There are 2 institutions in South Dakota with no distance students (representing 9.5% of the total in state institutions) that were likely not well prepared for a rapid transition to distance learning.



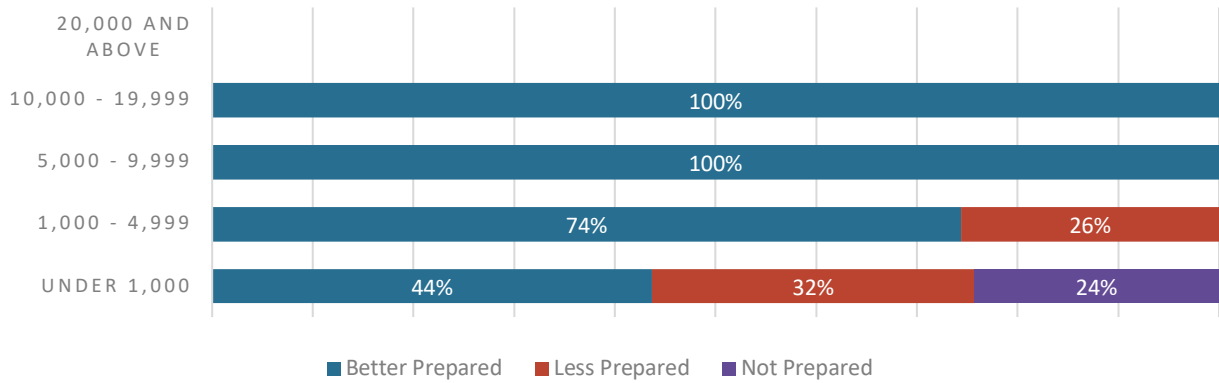
Preparedness Definitions:

- BETTER PREPARED:** Schools with more than 1,000 online students (thus extensive support staff) or having 25 percent or more of their students online
- LESS PREPARED:** Large schools with less than 1,000 online students (thus some support staff) or having less than 25 percent of their students online
- NOT PREPARED:** Schools with no distance enrollment

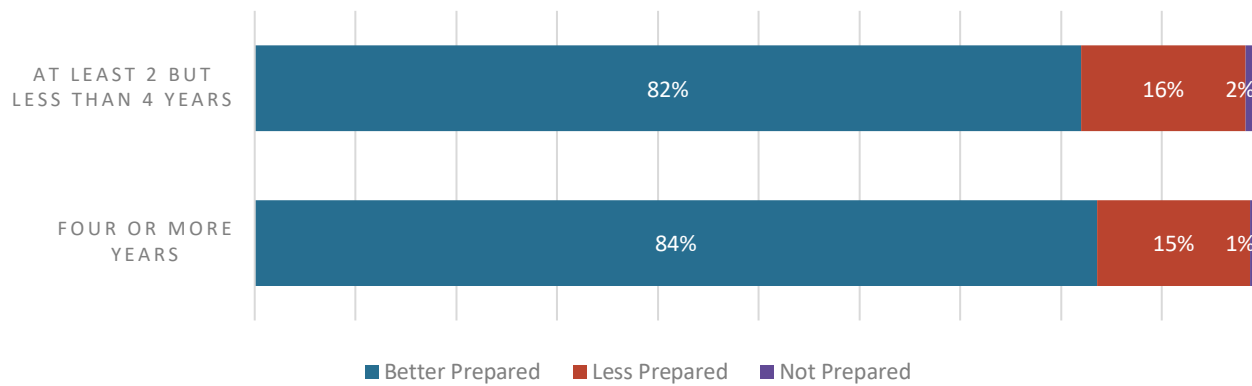
PREPAREDNESS BY CONTROL



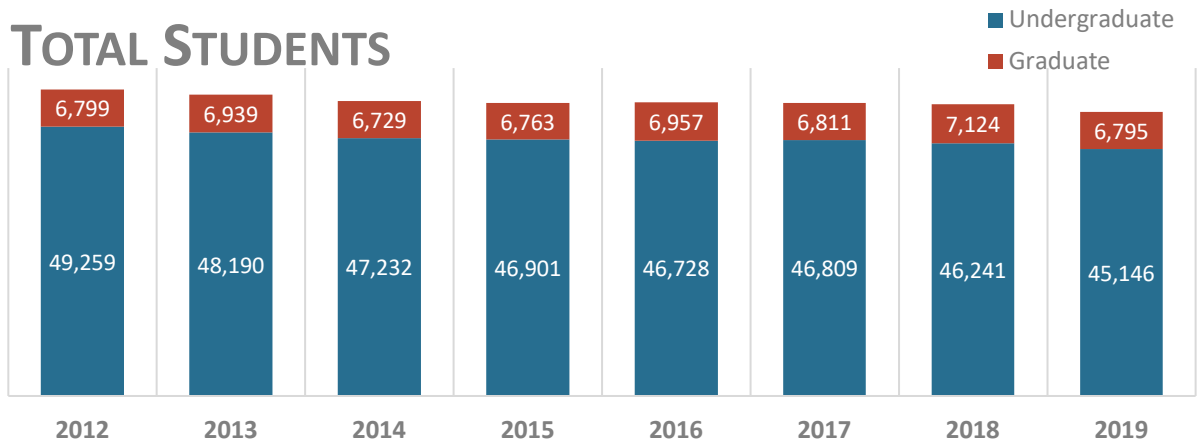
PREPAREDNESS BY SIZE



PREPAREDNESS BY TYPE



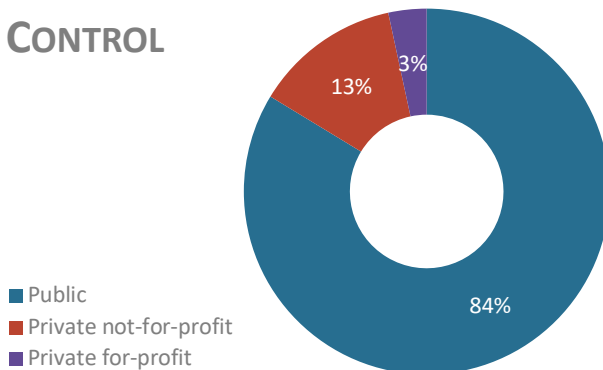
State Enrollment



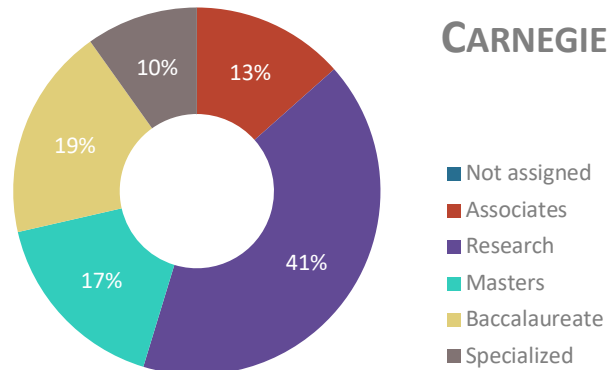
Institutions in South Dakota enrolled a total of 51,941 students in the fall of 2019; 45,146 students were enrolled at the undergraduate level, and 6,795 enrolled at the graduate level. The Fall 2019 figure represents a decrease of 4,117 students (-7.3%) from the number enrolled in the fall of 2012. The number of undergraduate students decreased by 4,113 during this period, from 49,259 in 2012 to 45,146 in 2019 (-8.3%). The number of graduate students decreased from 6,799 to 6,795 (-0.1%) in the same period.

Enrollments in Fall 2019 totaled 43,468 students at public institutions (84% of all students), 6,720 students at private not-for-profit institutions (12.9%), and 1,753 students at private for-profit institutions (3.4%). Enrollments at public institutions decreased by 717 students between 2012 and 2019, while those at private not-for-profit institutions decreased by 553 students, and those at private for-profit institutions decreased by 2,847 students.

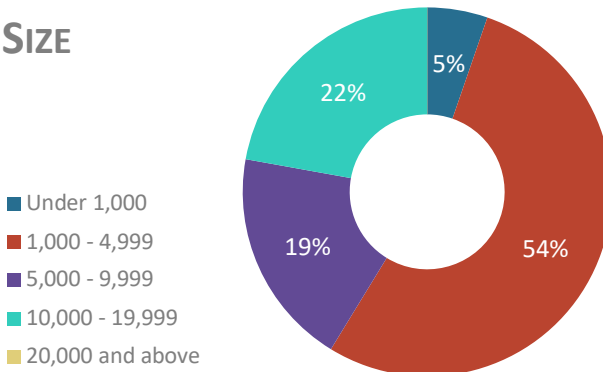
CONTROL



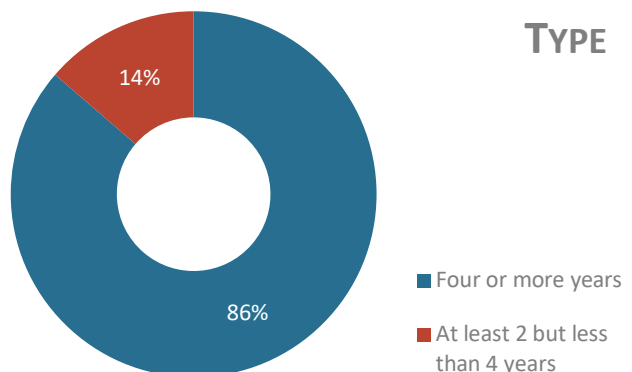
CARNEGIE



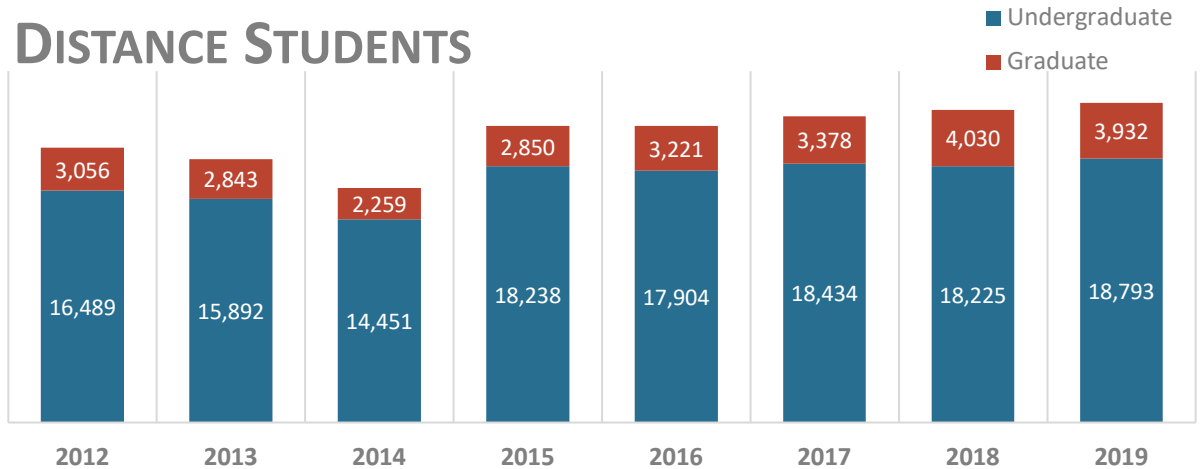
SIZE



TYPE



DISTANCE STUDENTS

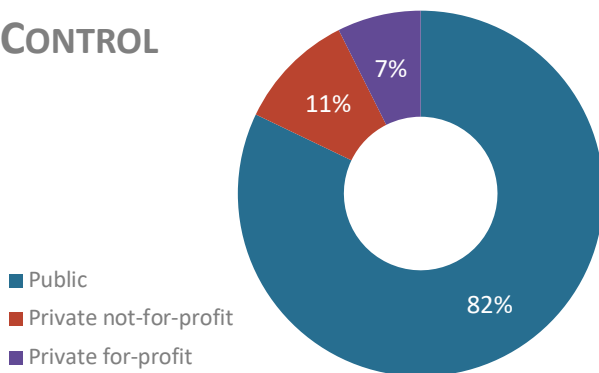


In 2019, a total of 22,725 students took at least one distance course from South Dakota institutions; 18,793 (41.6% of all undergraduate students) were enrolled at the undergraduate level, and 3,932 (57.9% of all graduate students) were enrolled at the graduate level.

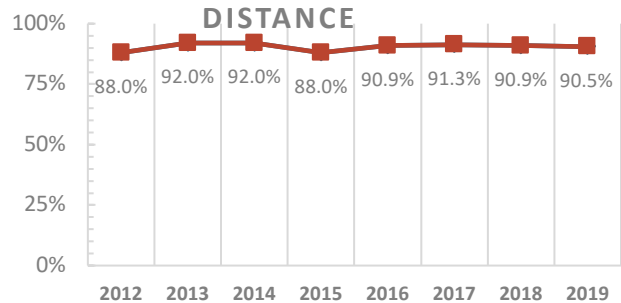
Among undergraduate level distance students, 15,923 were enrolled at institutions classified as public, 1,297 as private not-for-profit, and 1,573 as private for profit. At the graduate-level, 2,737 distance students were enrolled at institutions classified as public, 1,087 as private not-for-profit, and 108 as private for profit.

The number of undergraduate distance enrollments at South Dakota institutions increased by 2,304 (14.0%) between Fall 2012 and Fall 2019, while the number of graduate distance enrollments grew by 876 (28.7%) during this same period.

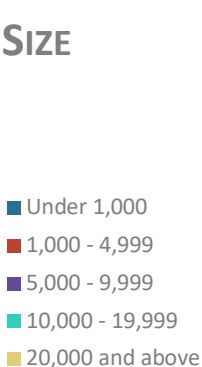
CONTROL



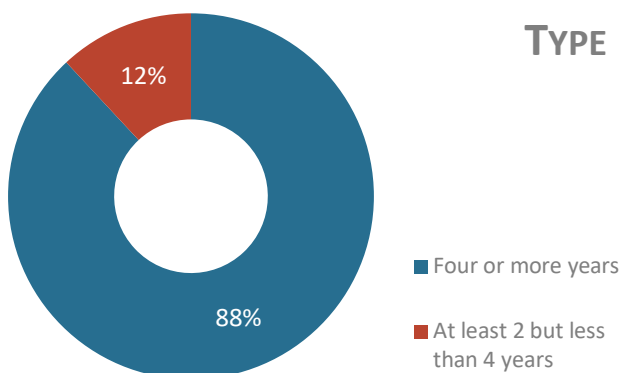
% INSTITUTIONS WITH DISTANCE



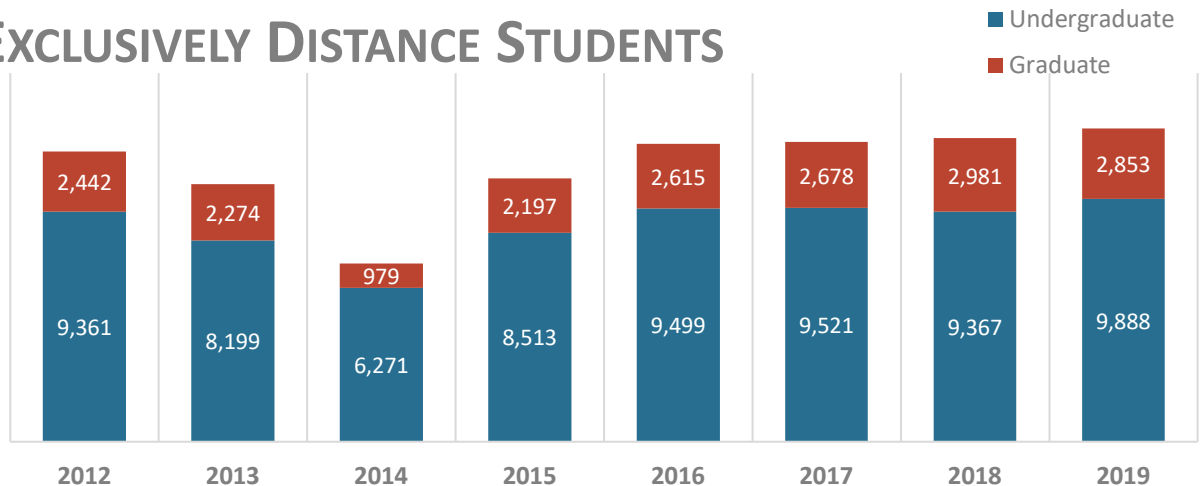
SIZE



TYPE

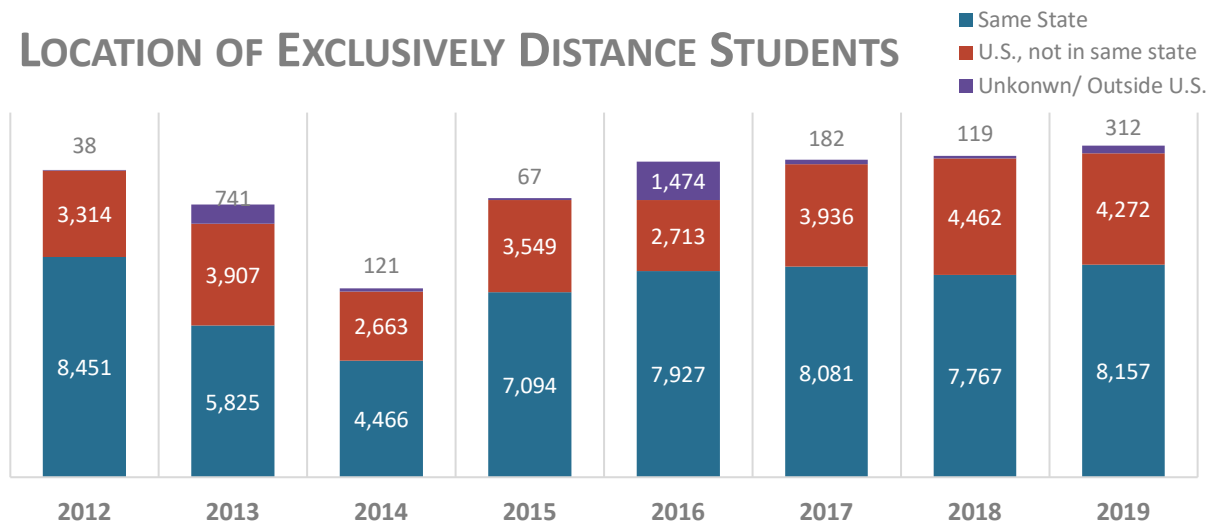


EXCLUSIVELY DISTANCE STUDENTS

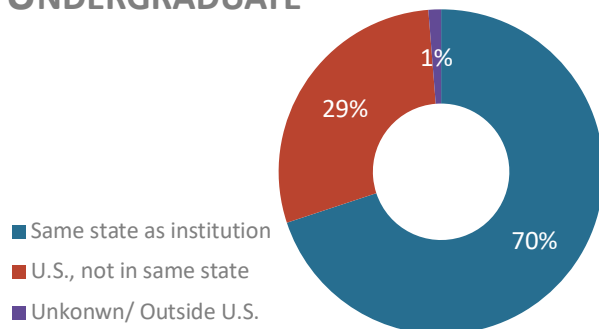


A total of 12,741 students were taking all of their courses at a distance from South Dakota institutions in the fall of 2019. This represents 24.5% of the enrolled students in the state, which ranks the state at number 8 in the U.S. The number of exclusively distance students who reside in South Dakota while taking courses from an institution in South Dakota was 8,451 in 2012 and grew to 8,157 by 2019. There are 4,584 students enrolled as exclusively distance students in South Dakota institutions who reside outside South Dakota, or whose place of residence is unknown.

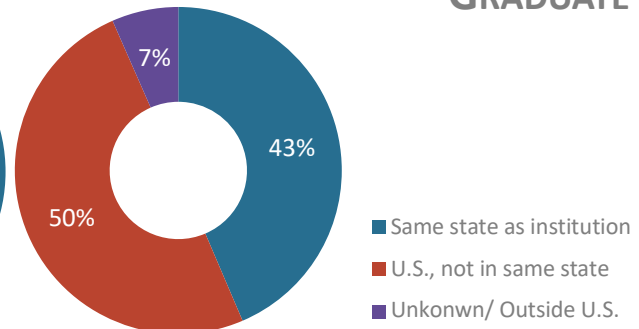
LOCATION OF EXCLUSIVELY DISTANCE STUDENTS



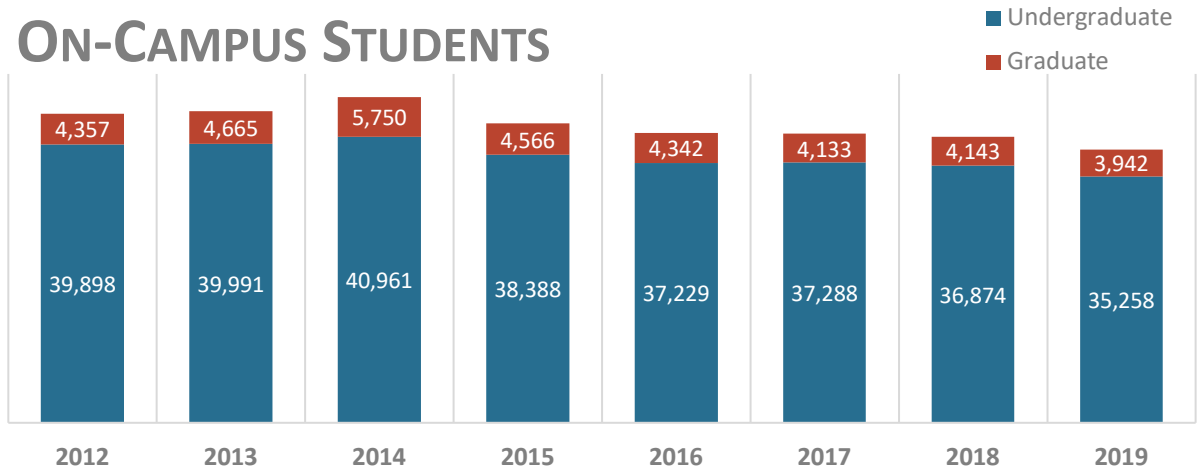
UNDERGRADUATE



GRADUATE

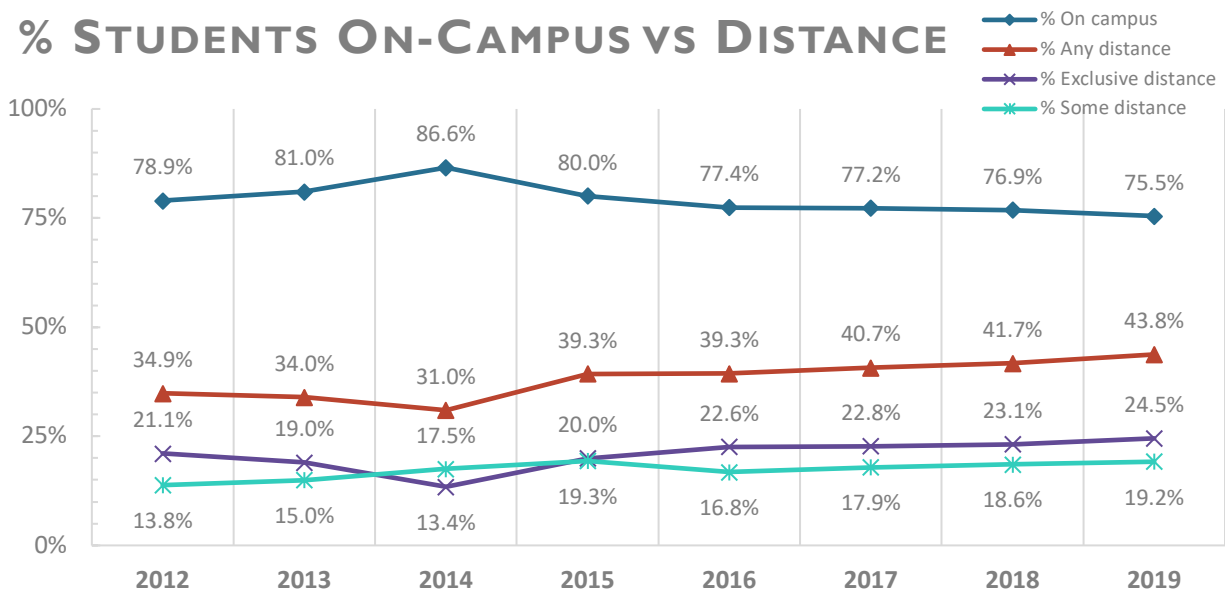


ON-CAMPUS STUDENTS

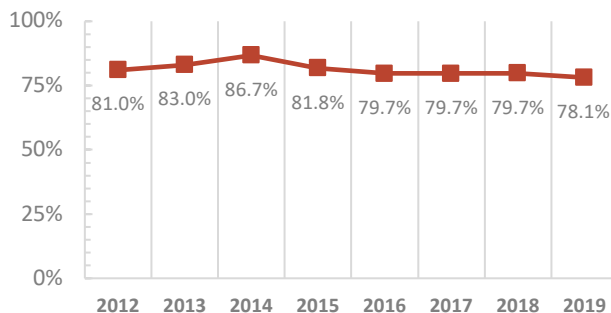


On-campus students are those who take one or more of their courses physically on-campus. The number of students studying on campus declined from 44,255 to 39,200 between 2012 and 2019 in South Dakota, representing a reduction of 11.4%. This compares to a national decrease of 10.3% for the same period. In 2019, 78.1% of undergraduate students and 58.0% of graduate students in South Dakota were taking at least one on-campus course.

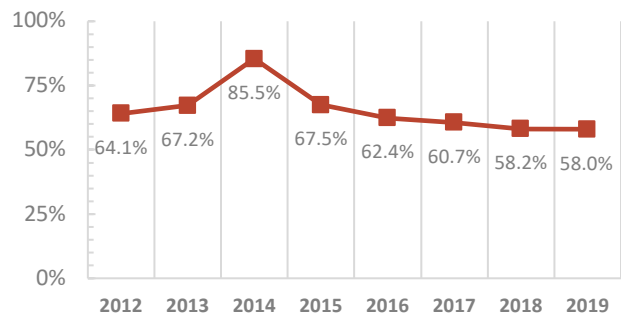
% STUDENTS ON-CAMPUS VS DISTANCE



% ON-CAMPUS: UNDERGRADUATE



% ON-CAMPUS: GRADUATE



INSTITUTIONS

	South Dakota	National	State Rank	State as % of National
Total institutions	21	4,089	15	0.5%
Institutions w/ distance	19	3,161	41	0.6%
% Institution w/ distance	90.5%	77.3%	38	

ENROLLMENTS

South Dakota		Total	Any Distance	Exclusive Distance	On Campus
Total		51,941	22,725	12,741	39,200
Size	Under 1,000	2,750	1,141	494	2,256
	1,000 - 4,999	27,759	12,287	7,808	19,951
	5,000 - 9,999	9,920	4,939	2,904	7,016
	10,000 - 19,999	11,512	4,358	1,535	9,977
	20,000 and above	-	-	-	-
	Not assigned	-	-	-	-
Carnegie	Associates	6,984	2,712	1,249	5,735
	Research	21,432	9,297	4,439	16,993
	Masters	8,680	6,003	4,528	4,152
	Baccalaureate	9,728	3,923	2,231	7,497
	Specialized	5,117	790	294	4,823
Control	Public	43,468	18,660	10,245	33,223
	Private not-for-profit	6,720	2,384	837	5,883
	Private for-profit	1,753	1,681	1,659	94
Type	Four or more years	44,838	20,013	11,492	33,346
	At least 2 but less than 4 years	7,103	2,712	1,249	5,854