

Distance Education State Almanac

UTAH



Julia E. Seaman, Ph.D.

Research Director, Bay View Analytics

Jeff Seaman, Ph.D.

Director, Bay View Analytics



National setting

Student enrollment in higher education institutions has undergone fundamental changes over the last decade, a condition only exacerbated by the impact of the COVID-19 pandemic. Between 2012 and 2019, the total number of students enrolled at U.S. degree-granting institutions dropped by almost 1.1 million. At the same time, the number of students taking at least one online course grew by 2 million, from 5.4 million to 7.4 million, representing 37.2% of all students in 2019. The net result of these two changes was far fewer students studying on campus, from 18.3 million in 2012 to 16.4 million by 2019.

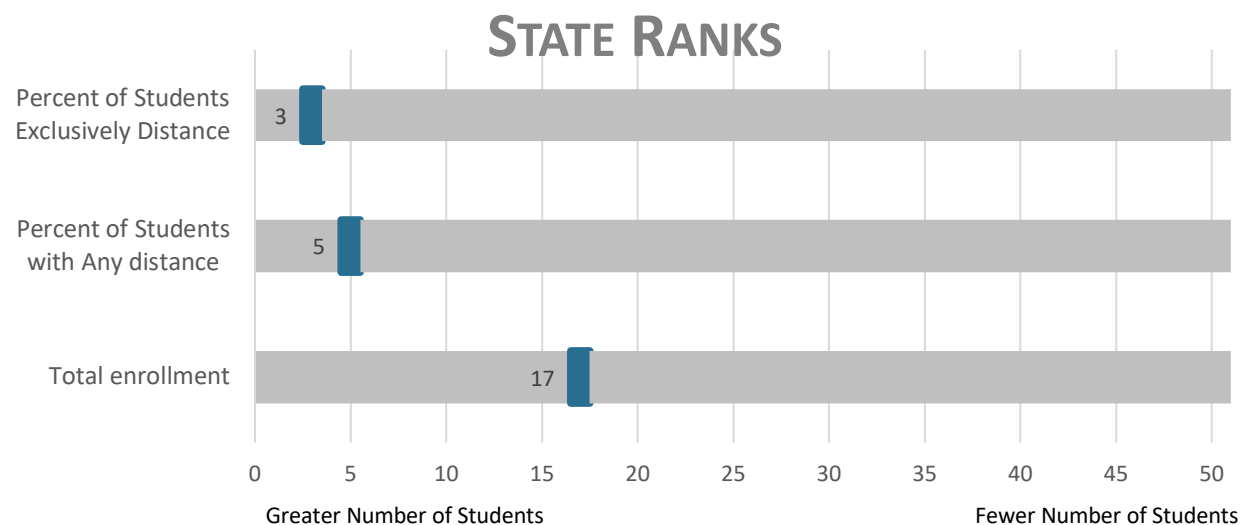
The information presented in the report represent the classifications and enrollments for Fall 2019 and were measured before the start of the COVID-19 pandemic. National totals include all 50 states, District of Columbia, America Samoa, Federated States of Micronesia, Guam, Marshall Islands, Northern Marianas, Palau, Puerto Rico, and the Virgin Islands.

Utah

Utah has 30 degree-granting higher education institutions, representing 0.7% of all such institutions in the United States. Of these institutions, 8 are classified as public, 11 as private not-for-profit, and 11 as private for-profit. Of these 30 institutions, 26 offer four-year programs, and 4 offer two-year programs.

The state has 381,283 students enrolled across its institutions and ranks 17th in terms of total higher education student enrollment. Between 2012 and 2019, the total number of students enrolled nationally declined by 5.0%. For Utah, the enrollment increased by 114,083 students, or 42.7%. Utah has 325,054 students studying at the undergraduate level, a gain of 86,138 students from 2012 (36.1%), compared to a 6.8% national decline. There are 56,229 students studying at the graduate level, which is 27,945 greater than in 2012; this represents a change of 98.8%, where the national data showed an increase of 5.7%.

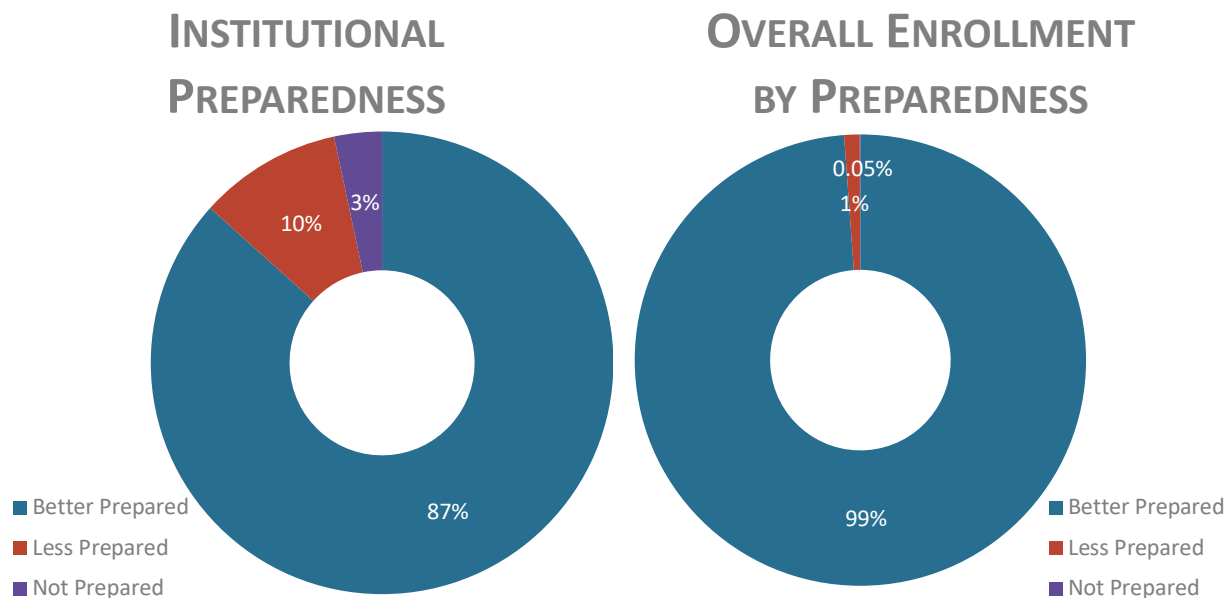
There are 224,954 students in Utah that take at least one distance course. The state is ranked 5th for the proportion of students taking at least one distance course (59.0%). In 2019, there were 167,493 students taking all of their courses at a distance, a growth of 105,576 students (170.5%) from 2012. Utah ranks 3rd in the proportion of students (43.9%) taking exclusively distance courses in the nation.



COVID-19 Distance Learning Preparedness

Not all higher education institutions were equally prepared to move courses online. Those institutions with a substantial number of students studying at a distance (1,000 or more), or a substantial percentage of their students taking at least one distance course (25% or more), can be expected to have the experience and infrastructure to better support a transition to online learning. Likewise, institutions with no distance students will have the least experience and infrastructure to support such a transition.

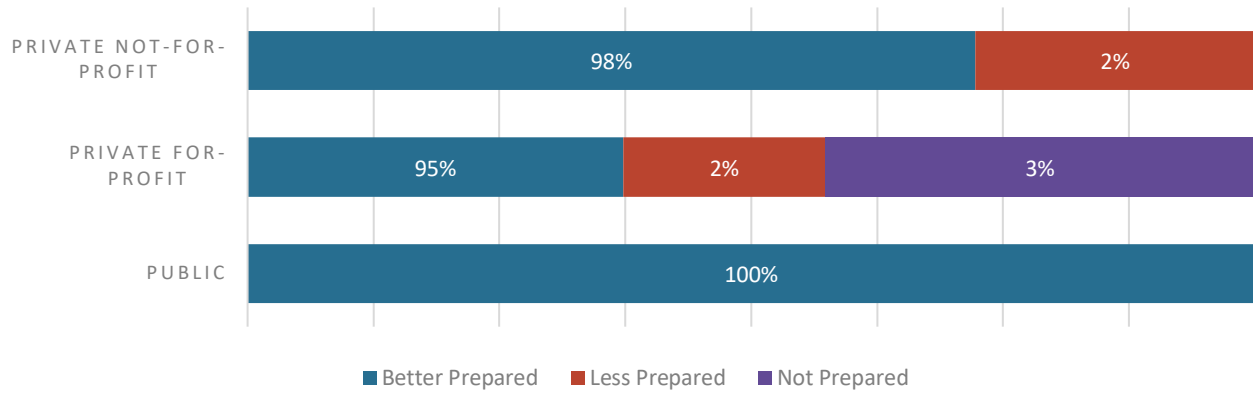
Nationally, 59.3% of all degree-granting institutions meet the criteria of having 25% or more or over 1,000 of their students taking distance courses. In Utah, 86.7% of institutions are better prepared for moving completely online. These institutions enroll 376,876 students, or 98.8% of all students in the state. There are 1 institutions in Utah with no distance students (representing 3.3% of the total in state institutions) that were likely not well prepared for a rapid transition to distance learning.



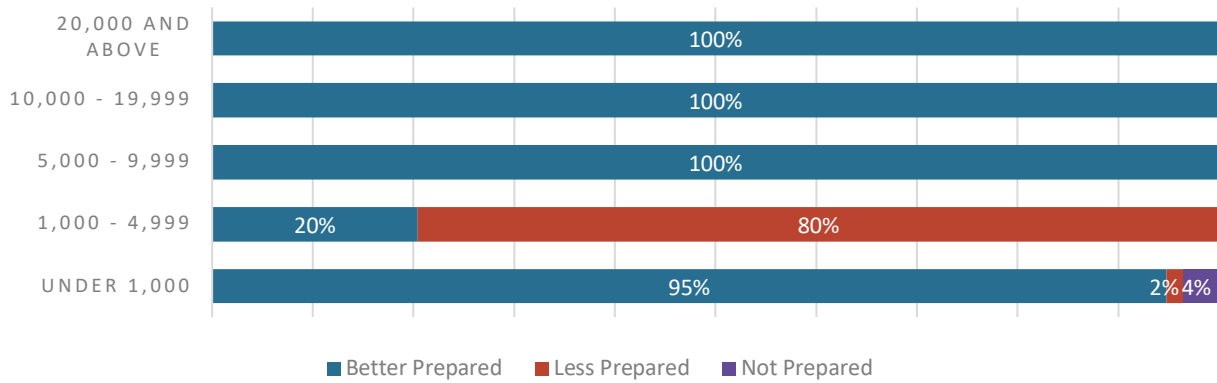
Preparedness Definitions:

- BETTER PREPARED:** Schools with more than 1,000 online students (thus extensive support staff) or having 25 percent or more of their students online
- LESS PREPARED:** Large schools with less than 1,000 online students (thus some support staff) or having less than 25 percent of their students online
- NOT PREPARED:** Schools with no distance enrollment

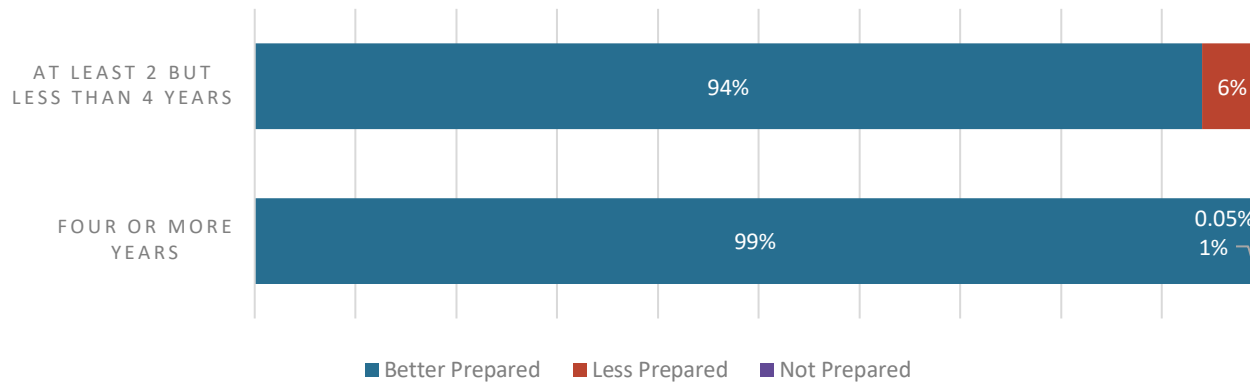
PREPAREDNESS BY CONTROL



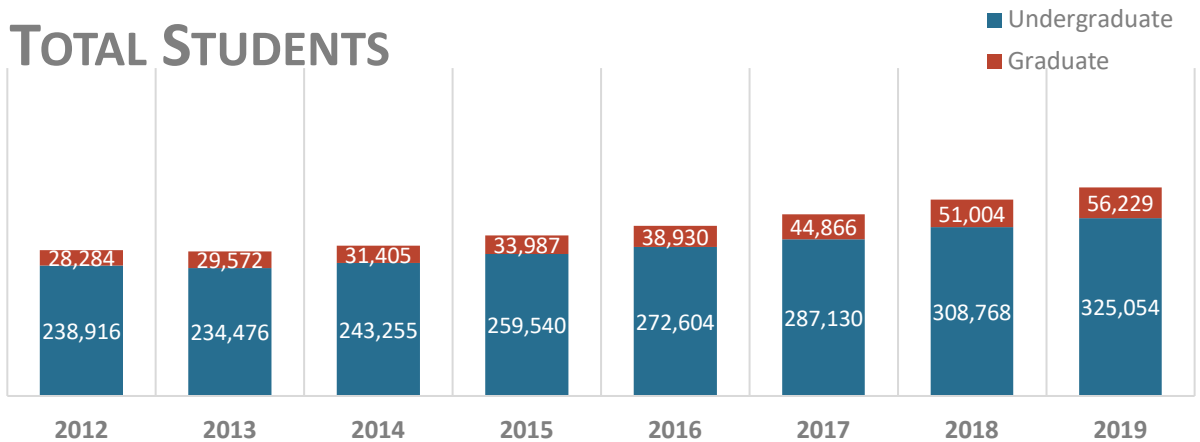
PREPAREDNESS BY SIZE



PREPAREDNESS BY TYPE



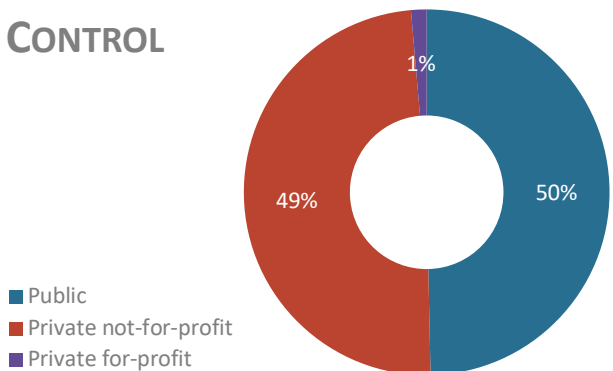
State Enrollment



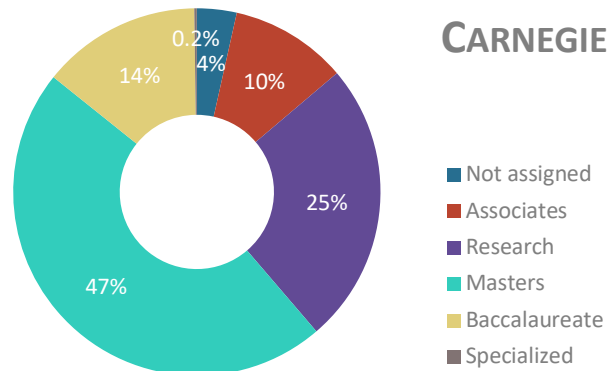
Institutions in Utah enrolled a total of 381,283 students in the of Fall 2019; 325,054 students were enrolled at the undergraduate level, and 56,229 enrolled at the graduate level. The Fall 2019 figure represents an increase of 114,083 students (42.7%) from the number enrolled in the fall of 2012. The number of undergraduate students decreased by 86,138 during this period, from 238,916 in 2012 to 325,054 in 2019 (36.1%). The number of graduate students increased from 28,284 to 56,229 (98.8%) in the same period.

Enrollments in Fall 2019 totaled 189,351 students at public institutions (50% of all students), 186,687 students at private not-for-profit institutions (49.0%), and 5,245 students at private for-profit institutions (1.4%). Enrollments at public institutions increased by 18,350 students between 2012 and 2019, while those at private not-for-profit institutions increased by 105,417 students, and those at private for-profit institutions decreased by 9,684 students.

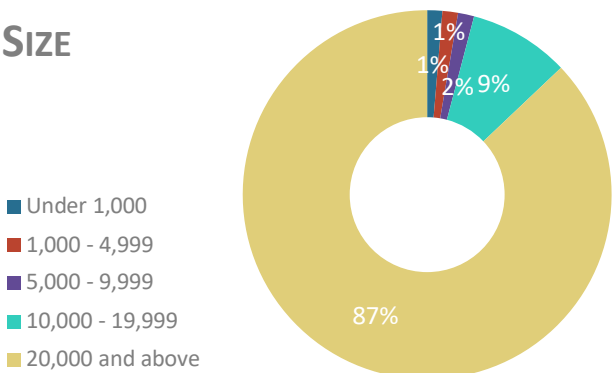
CONTROL



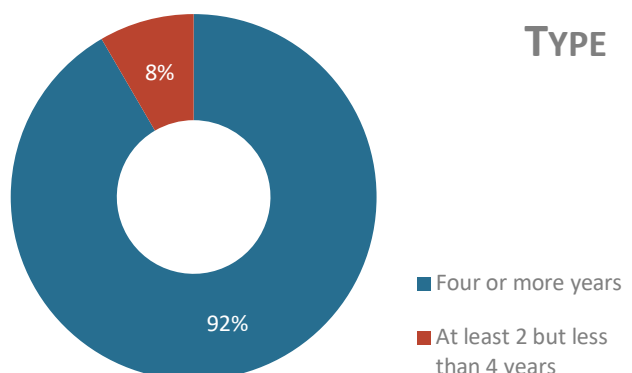
CARNEGIE



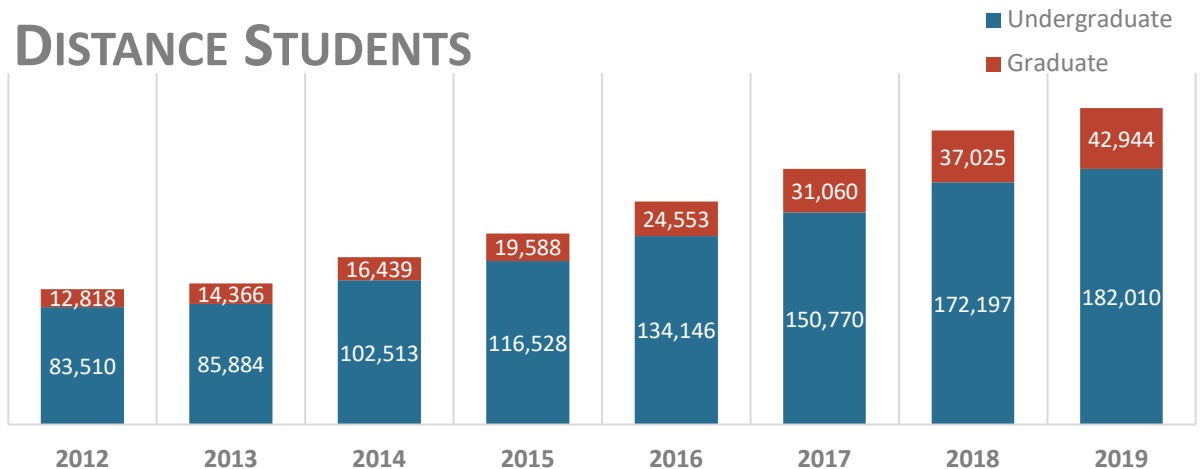
SIZE



TYPE



DISTANCE STUDENTS

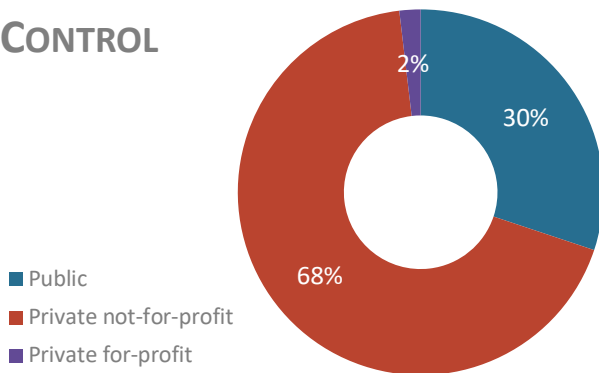


In 2019, a total of 224,954 students took at least one distance course from Utah institutions; 182,010 (56.0% of all undergraduate students) were enrolled at the undergraduate level, and 42,944 (76.4% of all graduate students) were enrolled at the graduate level.

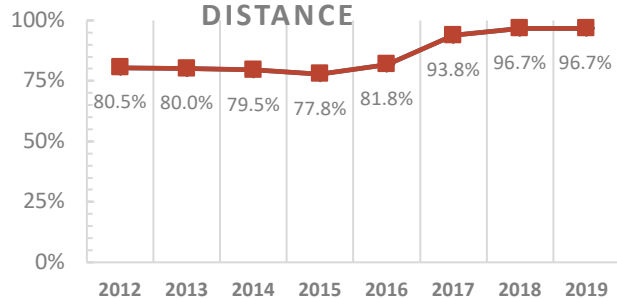
Among undergraduate level distance students, 63,720 were enrolled at institutions classified as public, 115,057 as private not-for-profit, and 3,233 as private for profit. At the graduate-level, 4,041 distance students were enrolled at institutions classified as public, 37,930 as private not-for-profit, and 973 as private for profit.

The number of undergraduate distance enrollments at Utah institutions increased by 98,500 (117.9%) between Fall 2012 and Fall 2019, while the number of graduate distance enrollments grew by 30,126 (235.0%) during this same period.

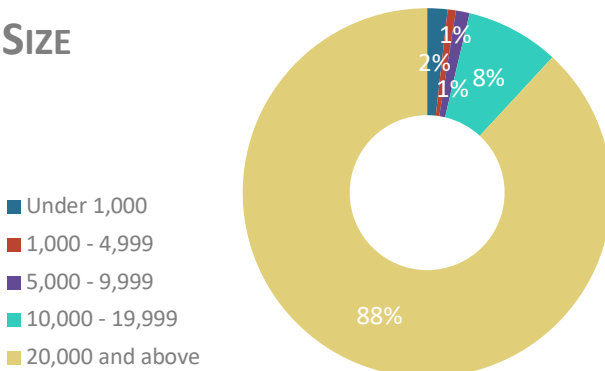
CONTROL



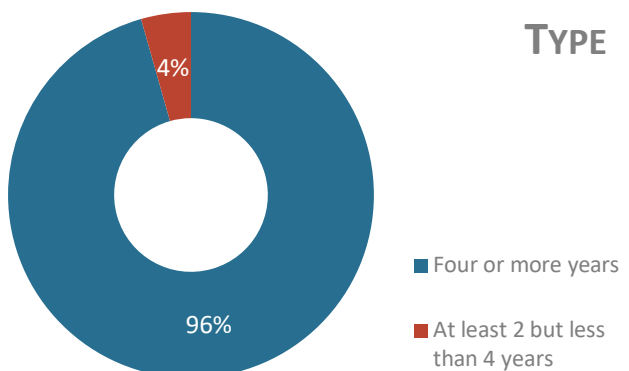
% INSTITUTIONS WITH DISTANCE



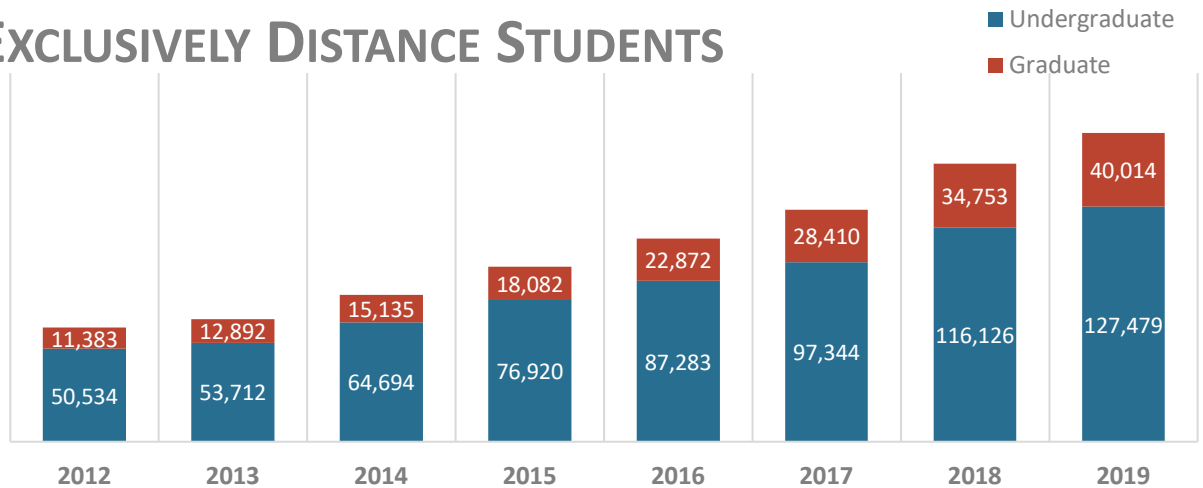
SIZE



TYPE

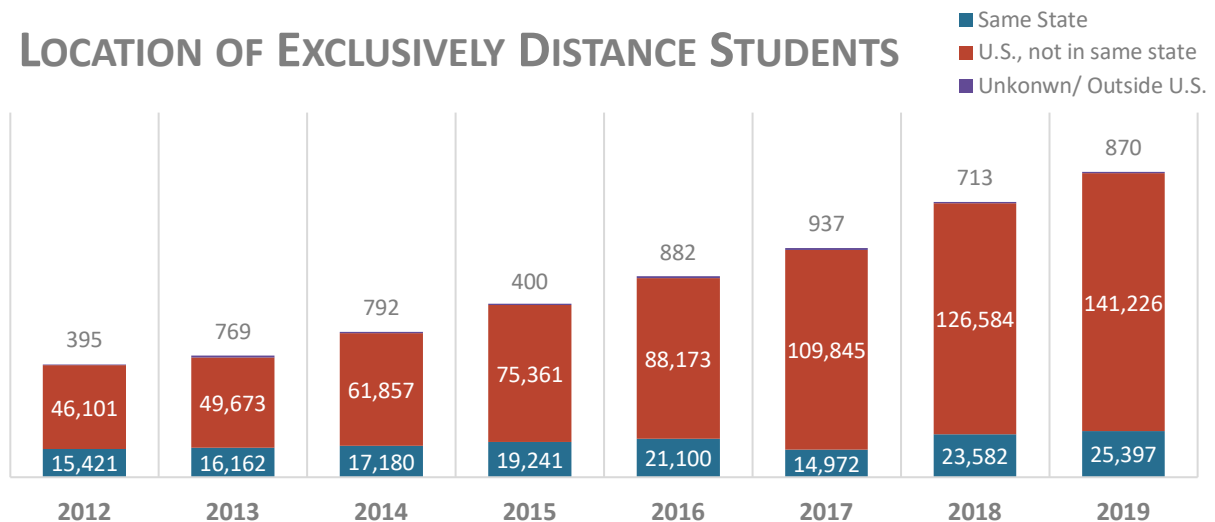


EXCLUSIVELY DISTANCE STUDENTS

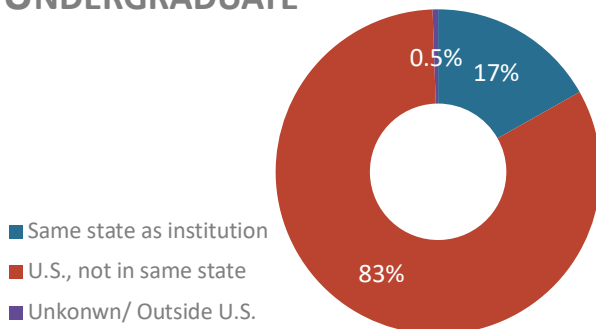


A total of 167,493 students were taking all of their courses at a distance from Utah institutions in the fall of 2019. This represents 43.9% of the enrolled students in the state, which ranks the state at number 3 in the U.S. The number of exclusively distance students who reside in Utah while taking courses from an institution in Utah was 15,421 in 2012 and grew to 25,397 by 2019. There are 142,096 students enrolled as exclusively distance students in Utah institutions who reside outside Utah, or whose place of residence is unknown.

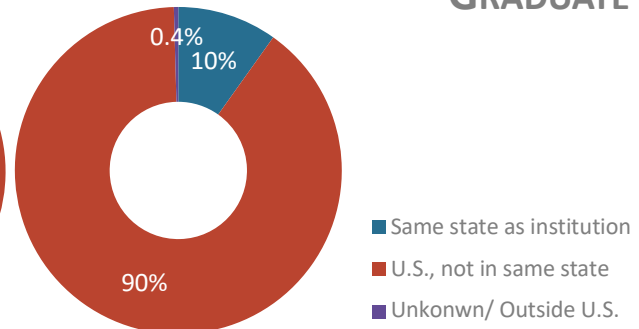
LOCATION OF EXCLUSIVELY DISTANCE STUDENTS



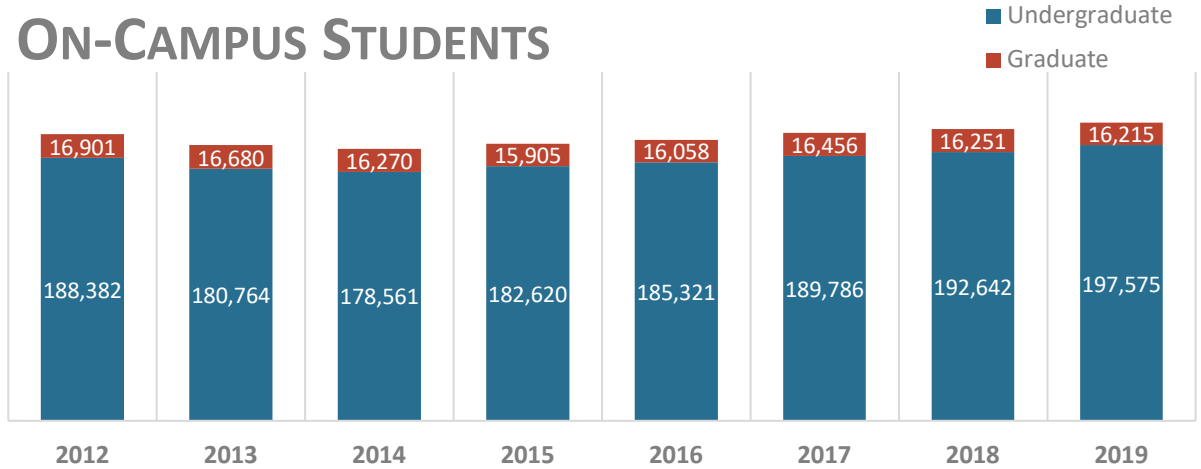
UNDERGRADUATE



GRADUATE

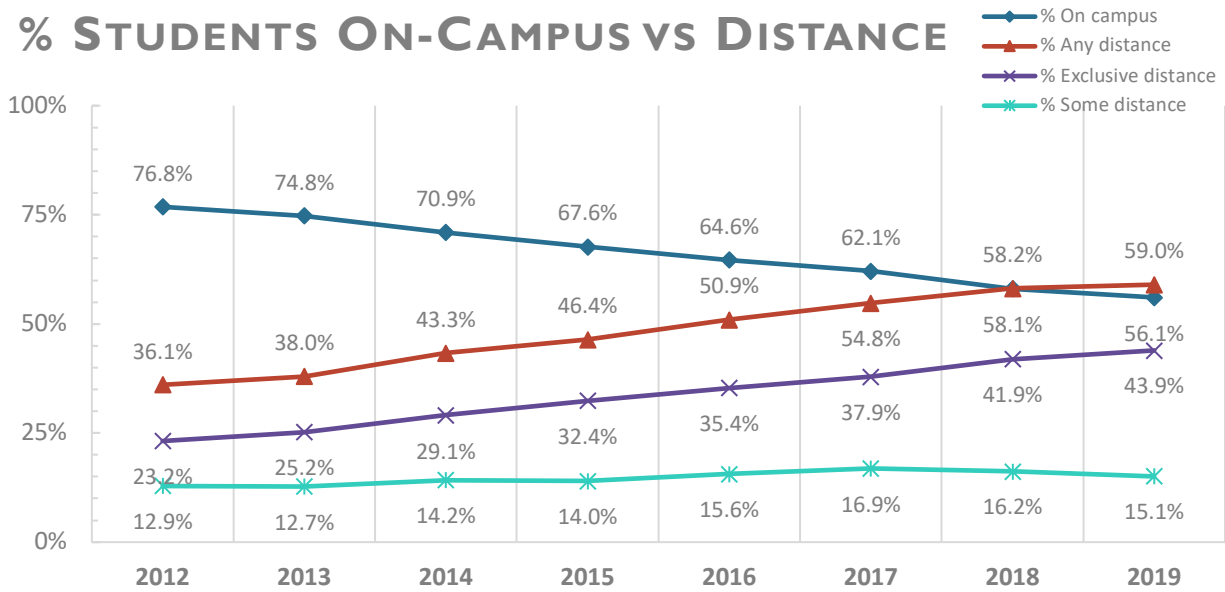


ON-CAMPUS STUDENTS

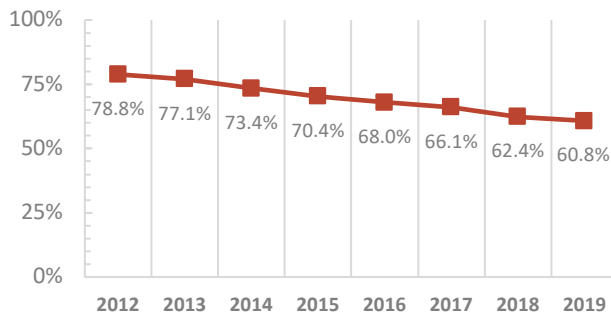


On-campus students are those who take one or more of their courses physically on-campus. The number of students studying on campus grew from 205,283 to 213,790 between 2012 and 2019 in Utah, representing a growth of 4.1%. This compares to a national decrease of 10.3% for the same period. In 2019, 60.8% of undergraduate students and 28.8% of graduate students in Utah were taking at least one on-campus course.

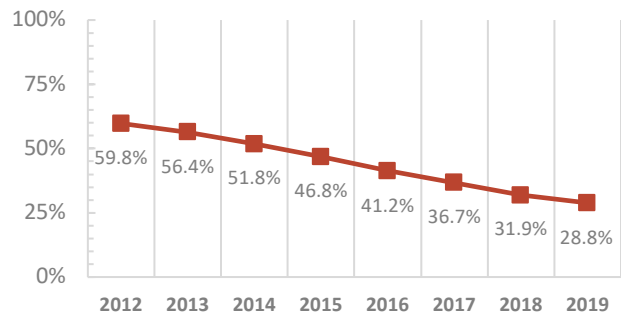
% STUDENTS ON-CAMPUS VS DISTANCE



% ON-CAMPUS: UNDERGRADUATE



% ON-CAMPUS: GRADUATE



INSTITUTIONS

	Utah	National	State Rank	State as % of National
Total institutions	30	4,089	43	0.7%
Institutions w/ distance	29	3,161	37	0.9%
% Institution w/ distance	96.7%	77.3%	41	

ENROLLMENTS

	Utah	Total	Any Distance	Exclusive Distance	On Campus
	Total	381,283	224,954	167,493	213,790
Size	Under 1,000	5,039	3,997	350	4,689
	1,000 - 4,999	5,208	1,622	211	4,997
	5,000 - 9,999	5,383	2,707	770	4,613
	10,000 - 19,999	33,645	18,413	13,136	20,509
	20,000 and above	332,008	198,215	153,026	178,982
Carnegie	Not assigned	13,332	13,260	11,556	1,776
	Associates	39,313	14,516	4,717	34,596
	Research	94,980	29,217	6,738	88,242
	Masters	179,306	150,648	140,516	38,790
	Baccalaureate	53,497	17,077	3,955	49,542
	Specialized	855	236	11	844
Control	Public	189,351	67,761	19,278	170,073
	Private not-for-profit	186,687	152,987	147,914	38,773
	Private for-profit	5,245	4,206	301	4,944
Type	Four or more years	349,263	215,054	163,714	185,549
	At least 2 but less than 4 years	32,020	9,900	3,779	28,241