

Distance Education State Almanac

WYOMING



Julia E. Seaman, Ph.D.

Research Director, Bay View Analytics

Jeff Seaman, Ph.D.

Director, Bay View Analytics



National setting

Student enrollment in higher education institutions has undergone fundamental changes over the last decade, a condition only exacerbated by the impact of the COVID-19 pandemic. Between 2012 and 2019, the total number of students enrolled at U.S. degree-granting institutions dropped by almost 1.1 million. At the same time, the number of students taking at least one online course grew by 2 million, from 5.4 million to 7.4 million, representing 37.2% of all students in 2019. The net result of these two changes was far fewer students studying on campus, from 18.3 million in 2012 to 16.4 million by 2019.

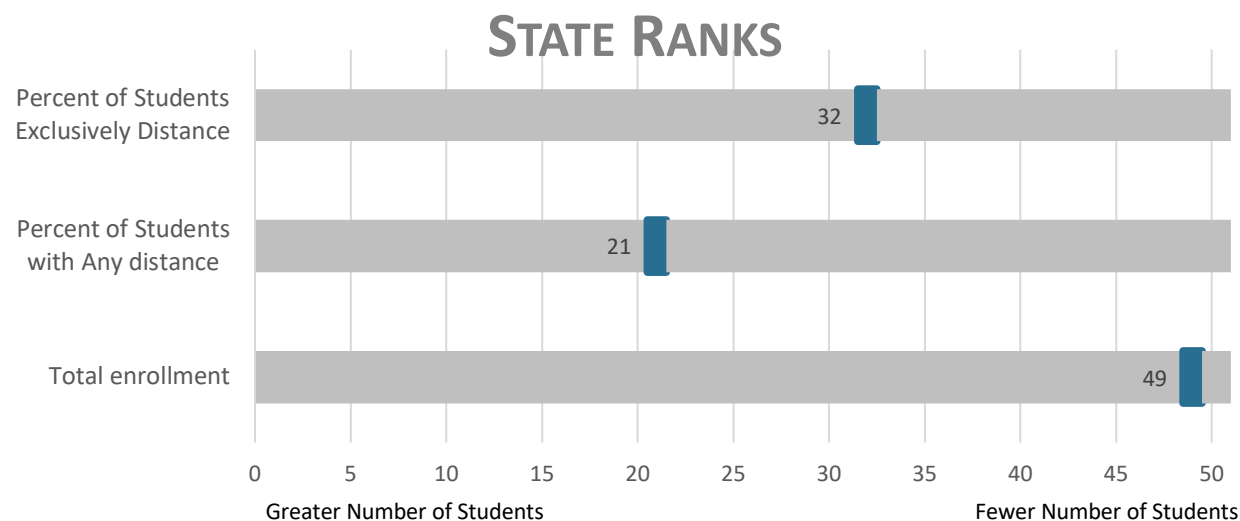
The information presented in the report represent the classifications and enrollments for Fall 2019 and were measured before the start of the COVID-19 pandemic. National totals include all 50 states, District of Columbia, America Samoa, Federated States of Micronesia, Guam, Marshall Islands, Northern Marianas, Palau, Puerto Rico, and the Virgin Islands.

Wyoming

Wyoming has 9 degree-granting higher education institutions, representing 0.2% of all such institutions in the United States. Of these institutions, 8 are classified as public, 0 as private not-for-profit, and 1 as private for-profit. Of these 9 institutions, 1 offers four-year programs, and 8 offer two-year programs.

The state has 32,373 students enrolled across its institutions and ranks 49th in terms of total higher education student enrollment. Between 2012 and 2019, the total number of students enrolled nationally declined by 5.0%. For Wyoming, the enrollment decreased by 5,439 students, or -14.4%. Wyoming has 29,931 students studying at the undergraduate level, a loss of 5,172 students from 2012 (-14.7%), compared to a 6.8% national decline. There are 2,442 students studying at the graduate level, which is 267 fewer than in 2012; this represents a change of -9.9%, where the national data showed an increase of 5.7%.

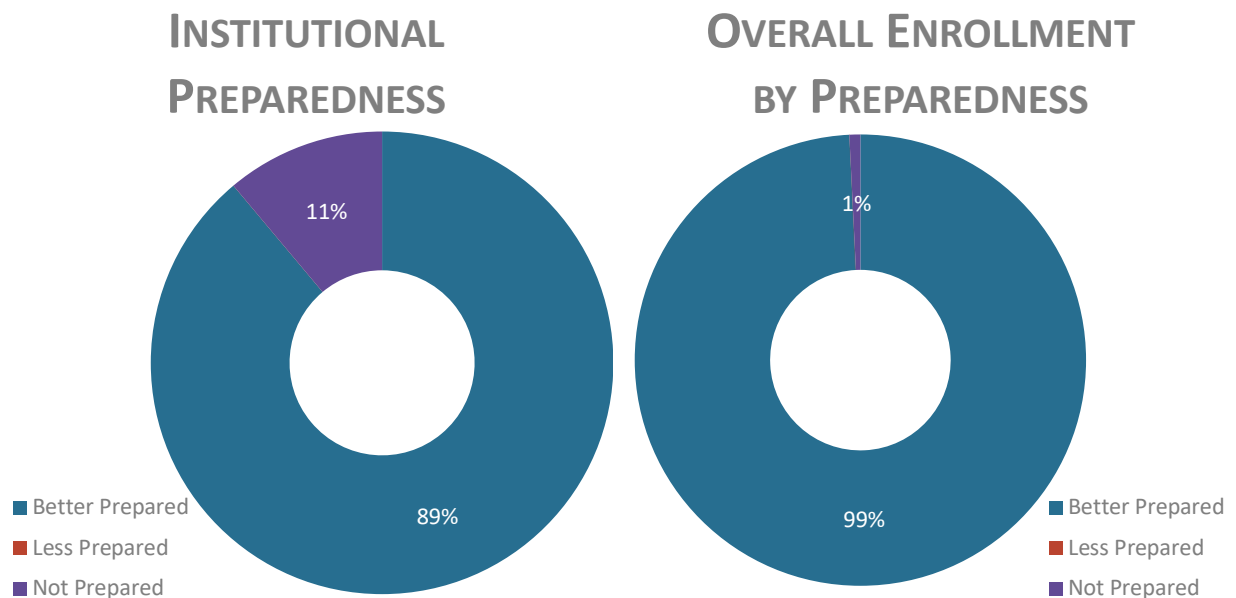
There are 13,548 students in Wyoming that take at least one distance course. The state is ranked 21st for the proportion of students taking at least one distance course (41.8%). In 2019, there were 4,670 students taking all of their courses at a distance, a growth of 442 students (10.5%) from 2012. Wyoming ranks 32nd in the proportion of students (14.4%) taking exclusively distance courses in the nation.



COVID-19 Distance Learning Preparedness

Not all higher education institutions were equally prepared to move courses online. Those institutions with a substantial number of students studying at a distance (1,000 or more), or a substantial percentage of their students taking at least one distance course (25% or more), can be expected to have the experience and infrastructure to better support a transition to online learning. Likewise, institutions with no distance students will have the least experience and infrastructure to support such a transition.

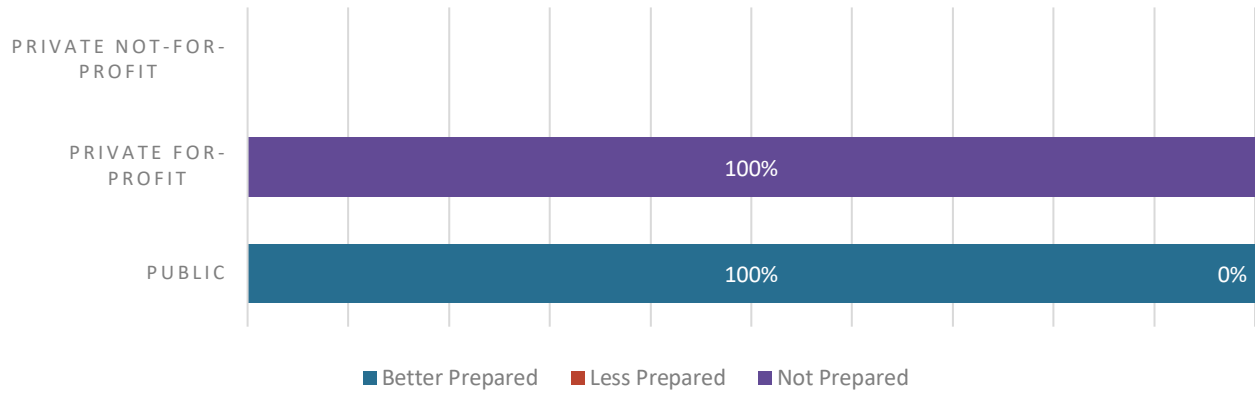
Nationally, 59.3% of all degree-granting institutions meet the criteria of having 25% or more or over 1,000 of their students taking distance courses. In Wyoming, 88.9% of institutions are better prepared for moving completely online. These institutions enroll 32,120 students, or 99.2% of all students in the state. There are 1 institutions in Wyoming with no distance students (representing 11.1% of the total in state institutions) that were likely not well prepared for a rapid transition to distance learning.



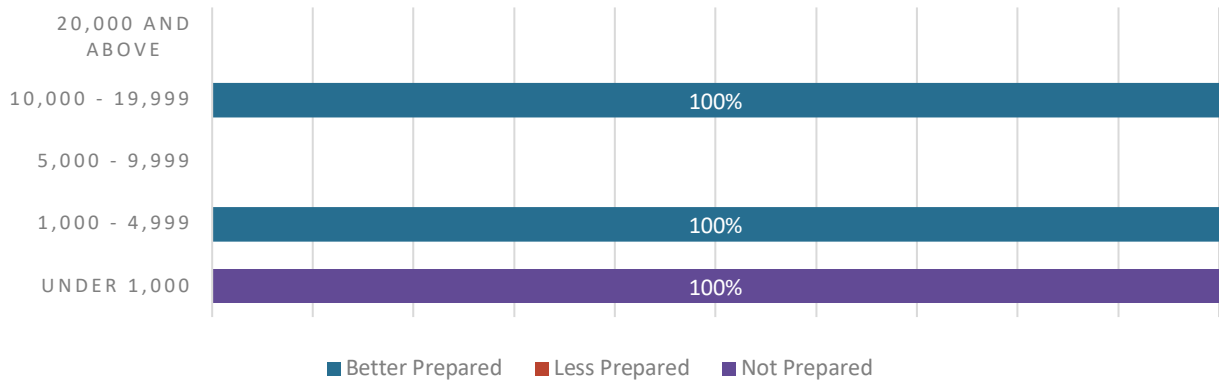
Preparedness Definitions:

- BETTER PREPARED:** Schools with more than 1,000 online students (thus extensive support staff) or having 25 percent or more of their students online
- LESS PREPARED:** Large schools with less than 1,000 online students (thus some support staff) or having less than 25 percent of their students online
- NOT PREPARED:** Schools with no distance enrollment

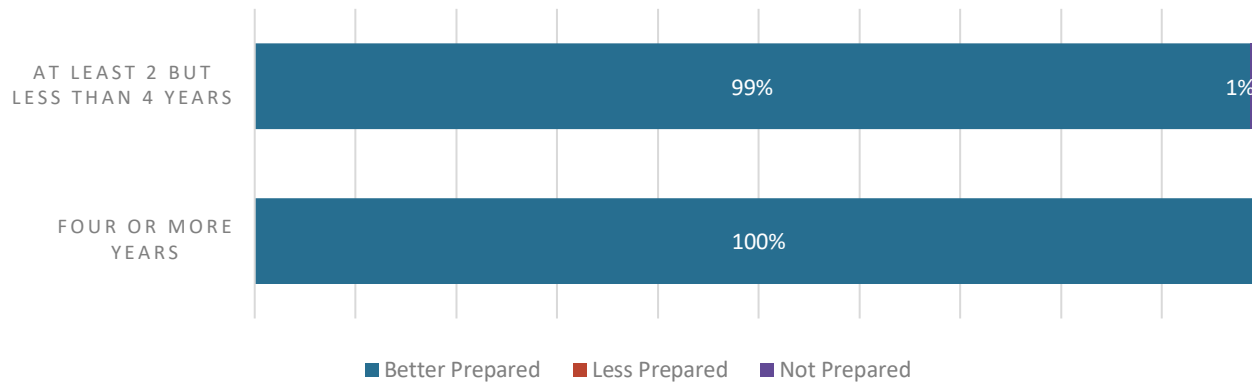
PREPAREDNESS BY CONTROL



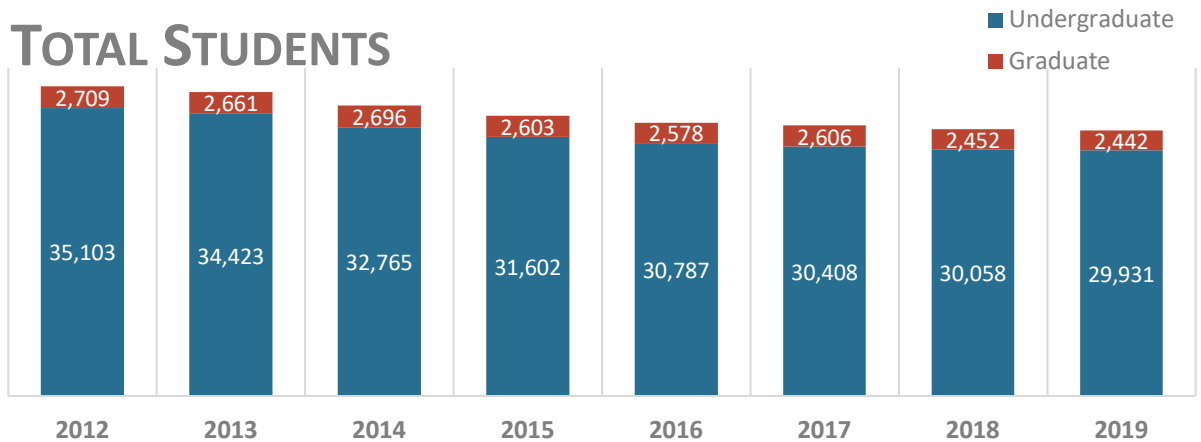
PREPAREDNESS BY SIZE



PREPAREDNESS BY TYPE



State Enrollment



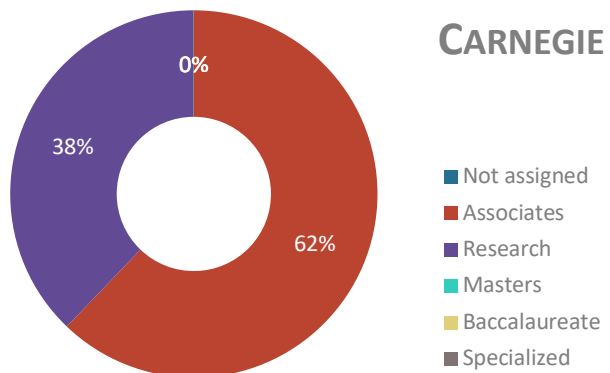
Institutions in Wyoming enrolled a total of 32,373 students in the of Fall 2019; 29,931 students were enrolled at the undergraduate level, and 2,442 enrolled at the graduate level. The Fall 2019 figure represents a decrease of 5,439 students (-14.4%) from the number enrolled in the fall of 2012. The number of undergraduate students decreased by 5,172 during this period, from 35,103 in 2012 to 29,931 in 2019 (-14.7%). The number of graduate students decreased from 2,709 to 2,442 (-9.9%) in the same period.

Enrollments in Fall 2019 totaled 32,120 students at public institutions (99% of all students), 0 students at private not-for-profit institutions (0.0%), and 253 students at private for-profit institutions (0.8%). Enrollments at public institutions decreased by 3,739 students between 2012 and 2019, while those at private not-for-profit institutions increased by 0 students, and those at private for-profit institutions decreased by 1,700 students.

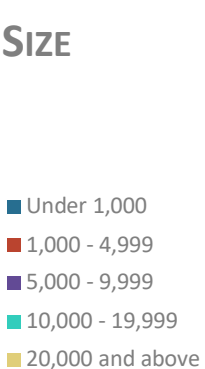
CONTROL



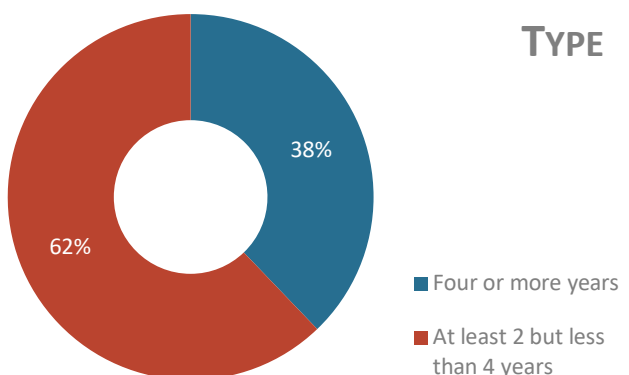
CARNEGIE



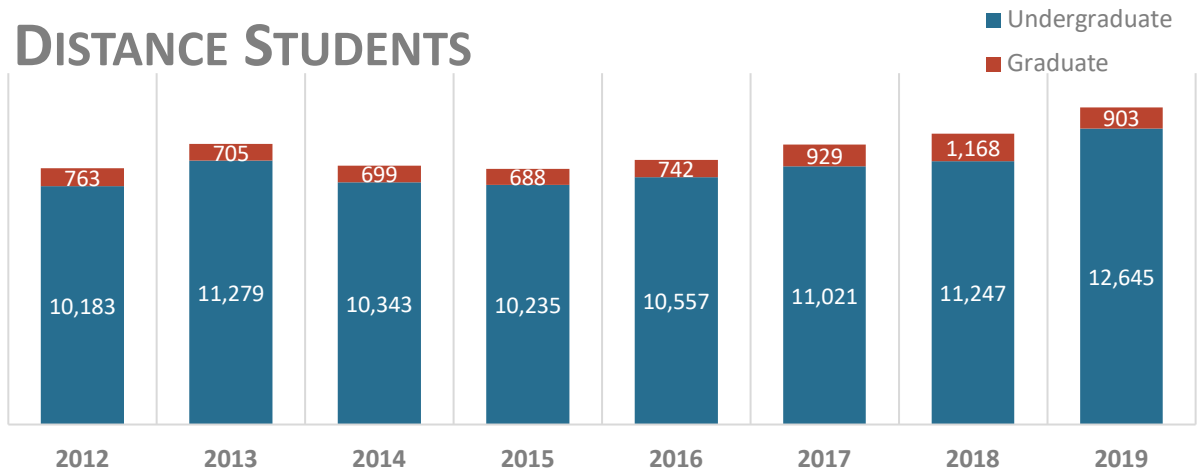
SIZE



TYPE



DISTANCE STUDENTS

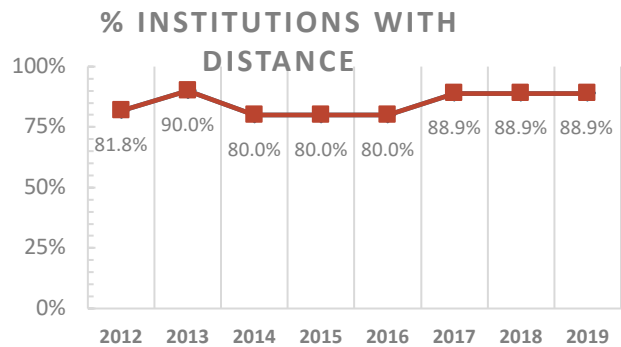
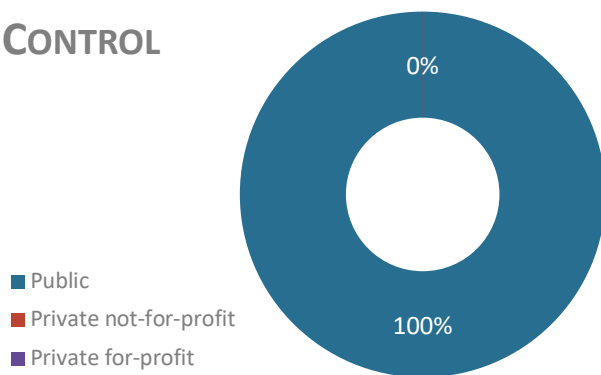


In 2019, a total of 13,548 students took at least one distance course from Wyoming institutions; 12,645 (42.2% of all undergraduate students) were enrolled at the undergraduate level, and 903 (37.0% of all graduate students) were enrolled at the graduate level.

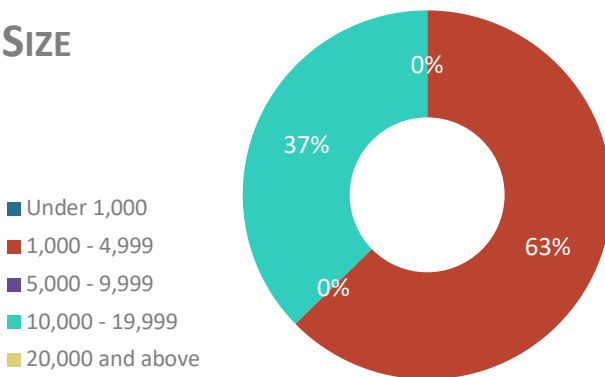
Among undergraduate level distance students, 12,645 were enrolled at institutions classified as public, 0 as private not-for-profit, and 0 as private for profit. At the graduate-level, 903 distance students were enrolled at institutions classified as public, 0 as private not-for-profit, and 0 as private for profit.

The number of undergraduate distance enrollments at Wyoming institutions increased by 2,462 (24.2%) between Fall 2012 and Fall 2019, while the number of graduate distance enrollments grew by 140 (18.3%) during this same period.

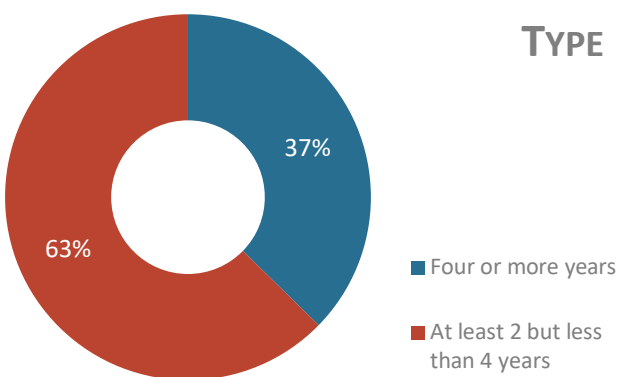
CONTROL



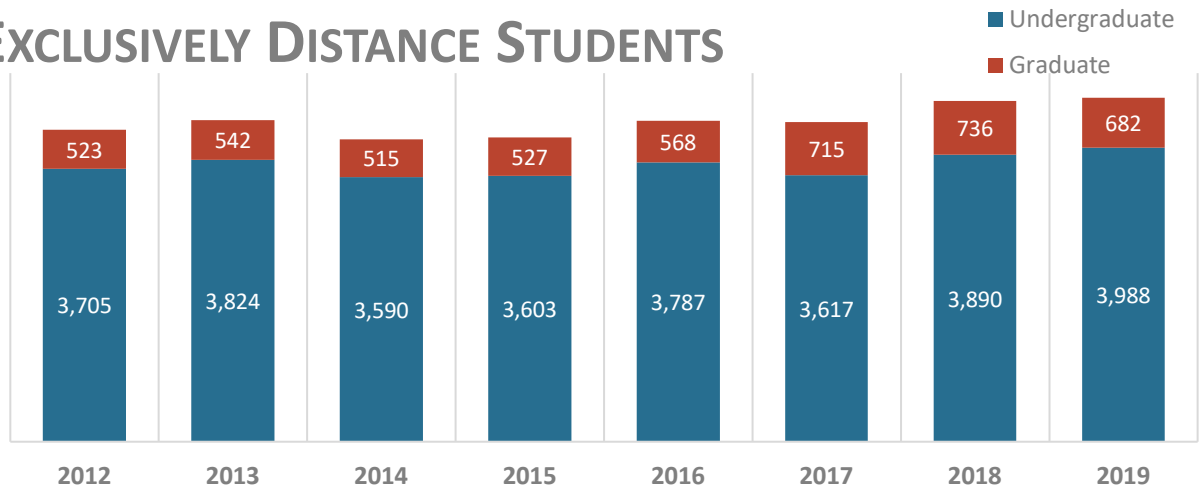
SIZE



TYPE

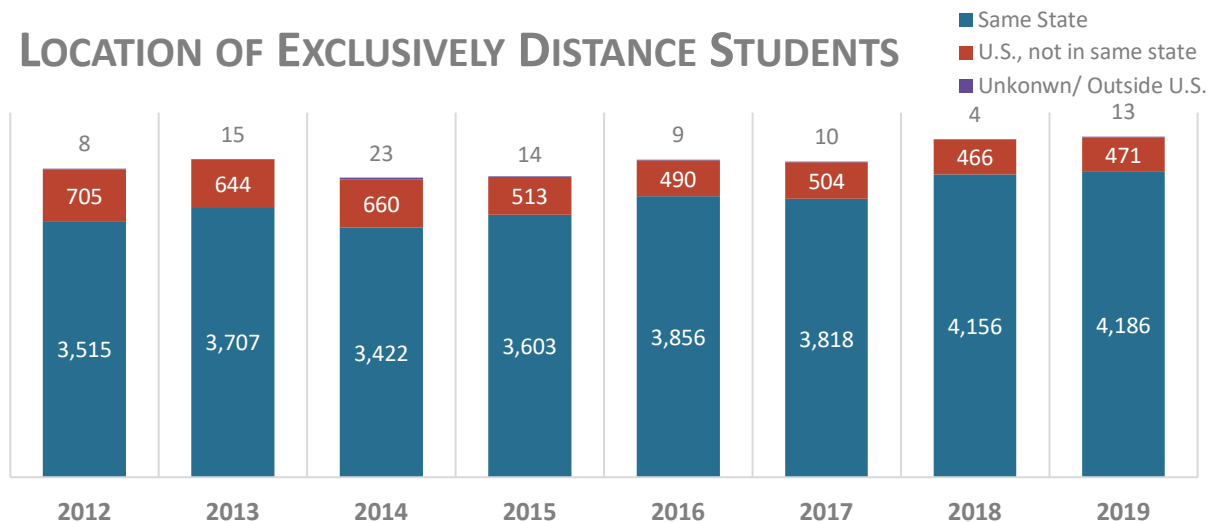


EXCLUSIVELY DISTANCE STUDENTS

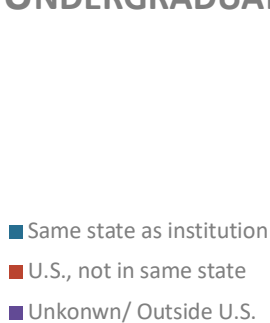


A total of 4,670 students were taking all of their courses at a distance from Wyoming institutions in the fall of 2019. This represents 14.4% of the enrolled students in the state, which ranks the state at number 32 in the U.S. The number of exclusively distance students who reside in Wyoming while taking courses from an institution in Wyoming was 3,515 in 2012 and fell to 4,186 by 2019. There are 484 students enrolled as exclusively distance students in Wyoming institutions who reside outside Wyoming, or whose place of residence is unknown.

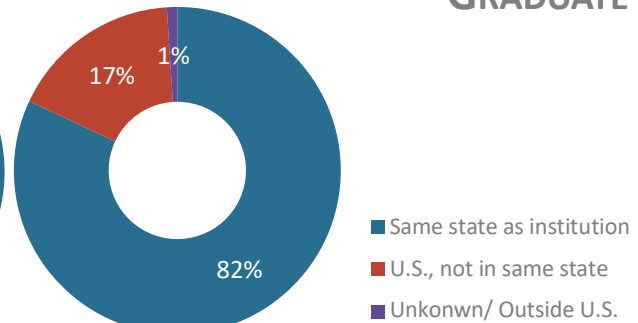
LOCATION OF EXCLUSIVELY DISTANCE STUDENTS



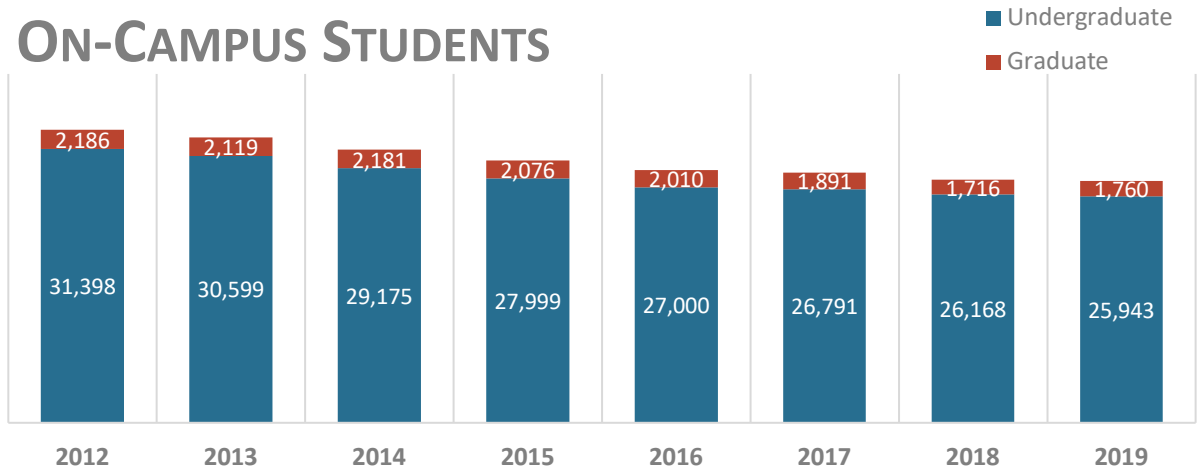
UNDERGRADUATE



GRADUATE

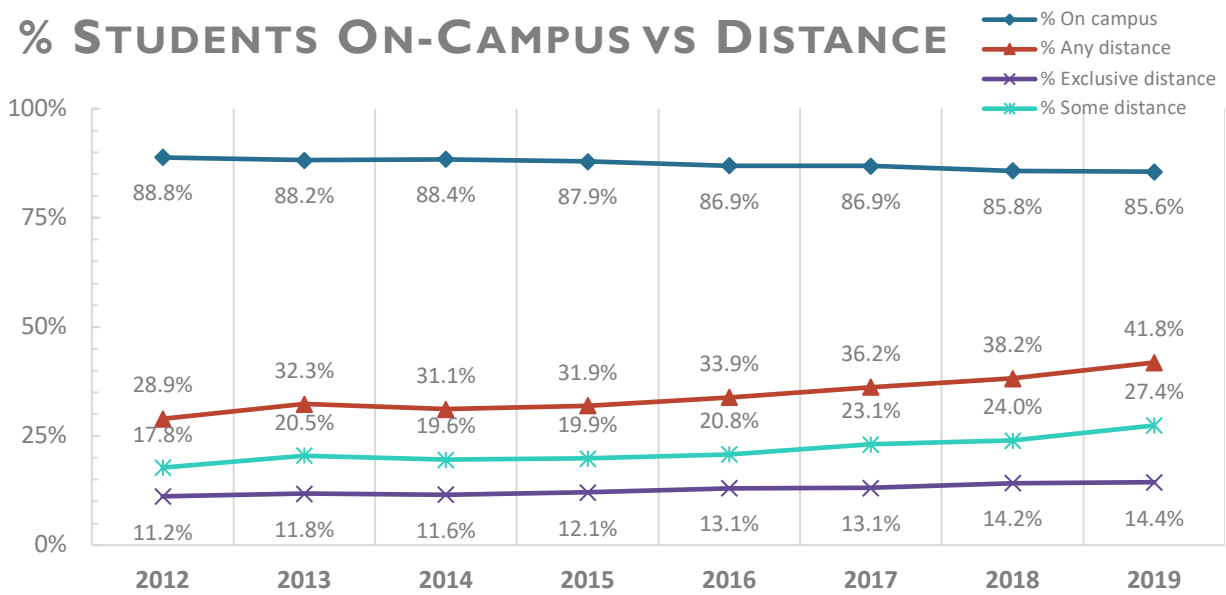


ON-CAMPUS STUDENTS

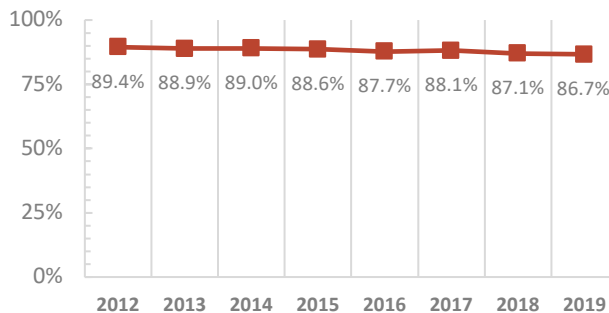


On-campus students are those who take one or more of their courses physically on-campus. The number of students studying on campus declined from 33,584 to 27,703 between 2012 and 2019 in Wyoming, representing a reduction of 17.5%. This compares to a national decrease of 10.3% for the same period. In 2019, 86.7% of undergraduate students and 72.1% of graduate students in Wyoming were taking at least one on-campus course.

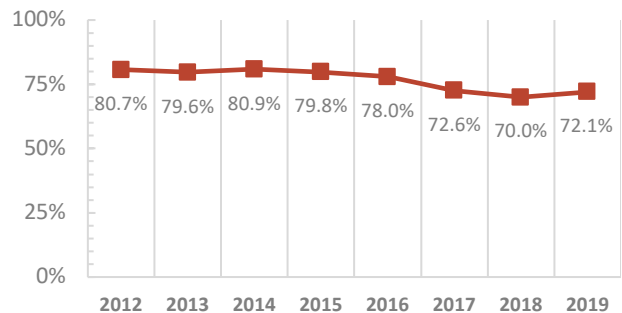
% STUDENTS ON-CAMPUS VS DISTANCE



% ON-CAMPUS: UNDERGRADUATE



% ON-CAMPUS: GRADUATE



INSTITUTIONS

	Wyoming	National	State Rank	State as % of National
Total institutions	9	4,089	47	0.2%
Institutions w/ distance	8	3,161	48	0.3%
% Institution w/ distance	88.9%	77.3%	48	

ENROLLMENTS

Wyoming		Total	Any Distance	Exclusive Distance	On Campus
	Total	32,373	13,548	4,670	27,703
Size	Under 1,000	253	-	-	253
	1,000 - 4,999	19,871	8,490	2,982	16,889
	5,000 - 9,999	-	-	-	-
	10,000 - 19,999	12,249	5,058	1,688	10,561
	20,000 and above	-	-	-	-
Carnegie	Not assigned	-	-	-	-
	Associates	20,124	8,490	2,982	17,142
	Research	12,249	5,058	1,688	10,561
	Masters	-	-	-	-
	Baccalaureate	-	-	-	-
Control	Specialized	-	-	-	-
	Public	32,120	13,548	4,670	27,450
	Private not-for-profit	-	-	-	-
Type	Private for-profit	253	-	-	253
	Four or more years	12,249	5,058	1,688	10,561
	At least 2 but less than 4 years	20,124	8,490	2,982	17,142